

A stylized, colorful illustration of a landscape. The foreground features rolling green hills with a dark brown path winding through them. On the left, there is a green tree, a purple flower, and an orange flower. A small red bird is flying in the sky above the tree. The background consists of light blue and white wavy bands representing the sky.

Roadblocks to Effective Communication

*Marion Radeen, M.S.
Allison Malerba, M.E.D., CTRS
Ellen Gill, M.E.D., LSLs cert. AVT
Carol Peltier, M. Ed.*

Who We Are

- *Presenters*
- *Programs*
- *Connecticut Birth-to-Three*

Who are you?

- *Parent*
- *Teachers of the Deaf*
- *SLP*
- *Administrator*
- *State Agency*
- *Audiologist*
- *Nurse*
- *Doctor*



Goals

- *To identify challenges to effective communication*
- *To understand a mindset and guide to improve communication*

Background information

Influences on the family

Influences on the provider

Suggestions

Discussion

NO CHECKLIST!





*Sometimes it's
the journey that
teaches you a lot
about your
destination*

Drake



Background

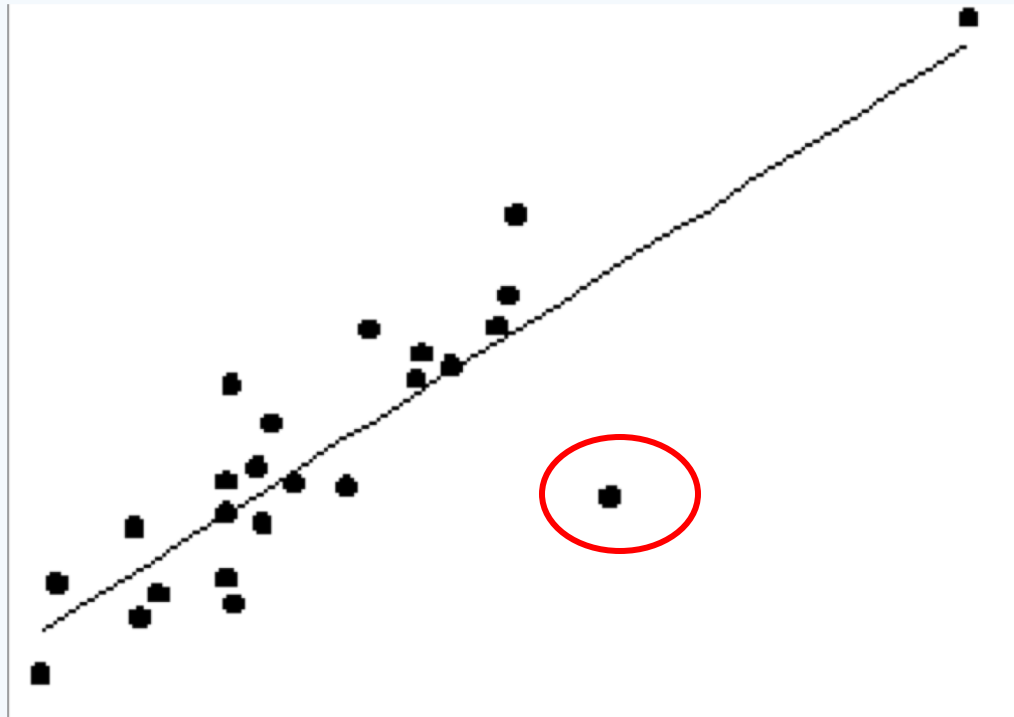
Case studies

Articles

Books

Yoga Class

WHAT KEEPS US UP AT NIGHT?



“

*Facts are stubborn, but
statistics are more pliable*

”

Mark Twain

The background features a stylized landscape with rolling hills. The top portion consists of several layers of light blue and white wavy bands, suggesting a sky or distant mountains. The bottom portion consists of rolling green hills in various shades of green, from light to dark, creating a sense of depth and texture.

*What are the roadblocks that you
have experienced?*

Barriers/Challenges to Effective Early Intervention

Societal Barriers

- SES
- Work/Employment obligations
- Distance to services
- Access to resources (or lack of)
- Social media/connectivity
- Lack of supports
- Misinformation (public and family/friends)
- Professional divisiveness in and out of the profession

Family Lifestyle/Culture

- Lack of trust
- Leap of faith
- Other family obligations
- Family priorities
- Cultural morays/Cultural perception
- Religion/culture/status
- Adult learning styles
- Loss of control

Family Support

- Commitment to process/long-term outcomes
- Extended family – sabotage/guilt
- Lack of support system
- Isolation
- Shortage of interpreters

Caregiver Health/ Mental Health

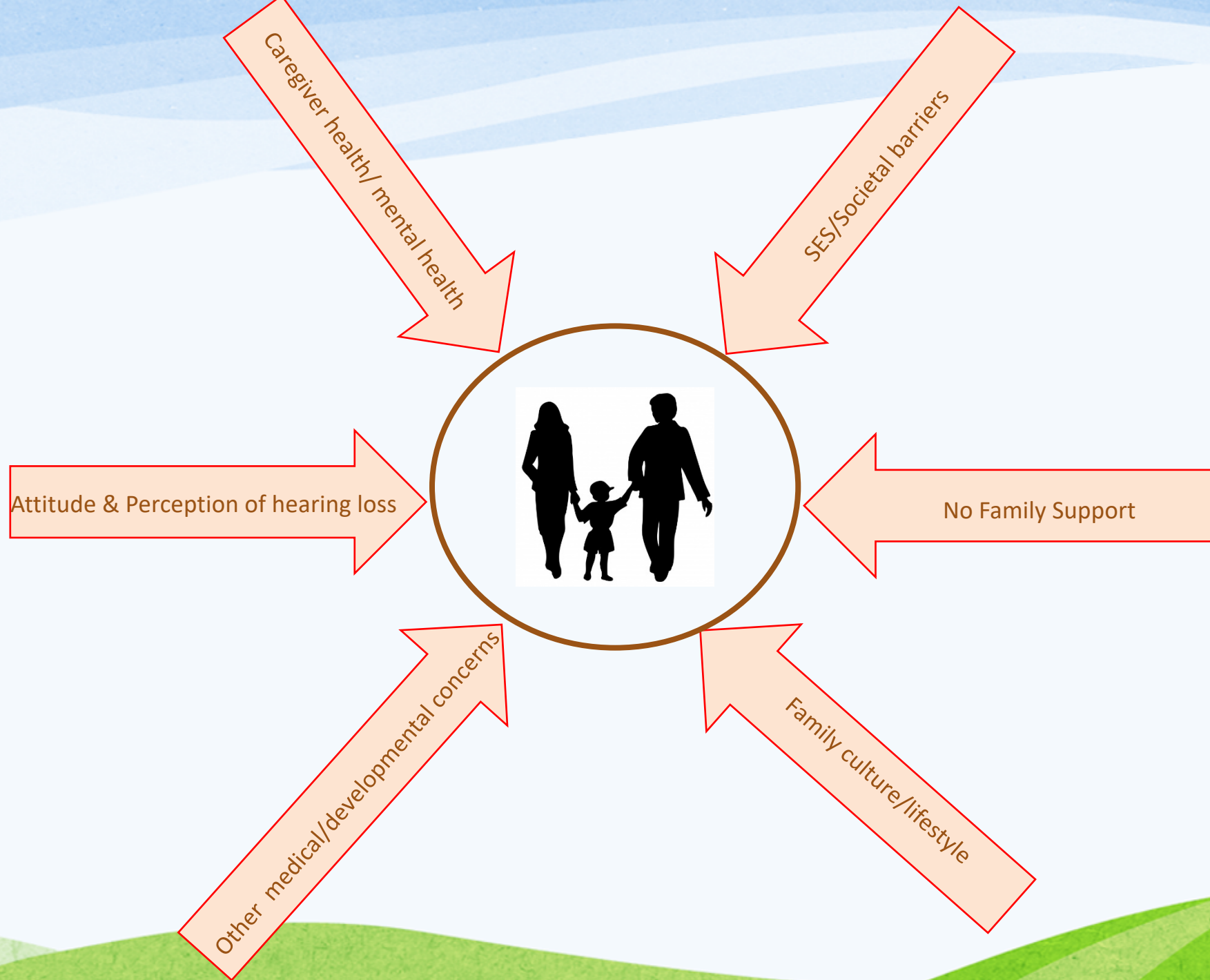
- Depression
- Anxiety
- Acute or long-term illnesses
- Bonding
- Isolation
- Resilience (lack of)

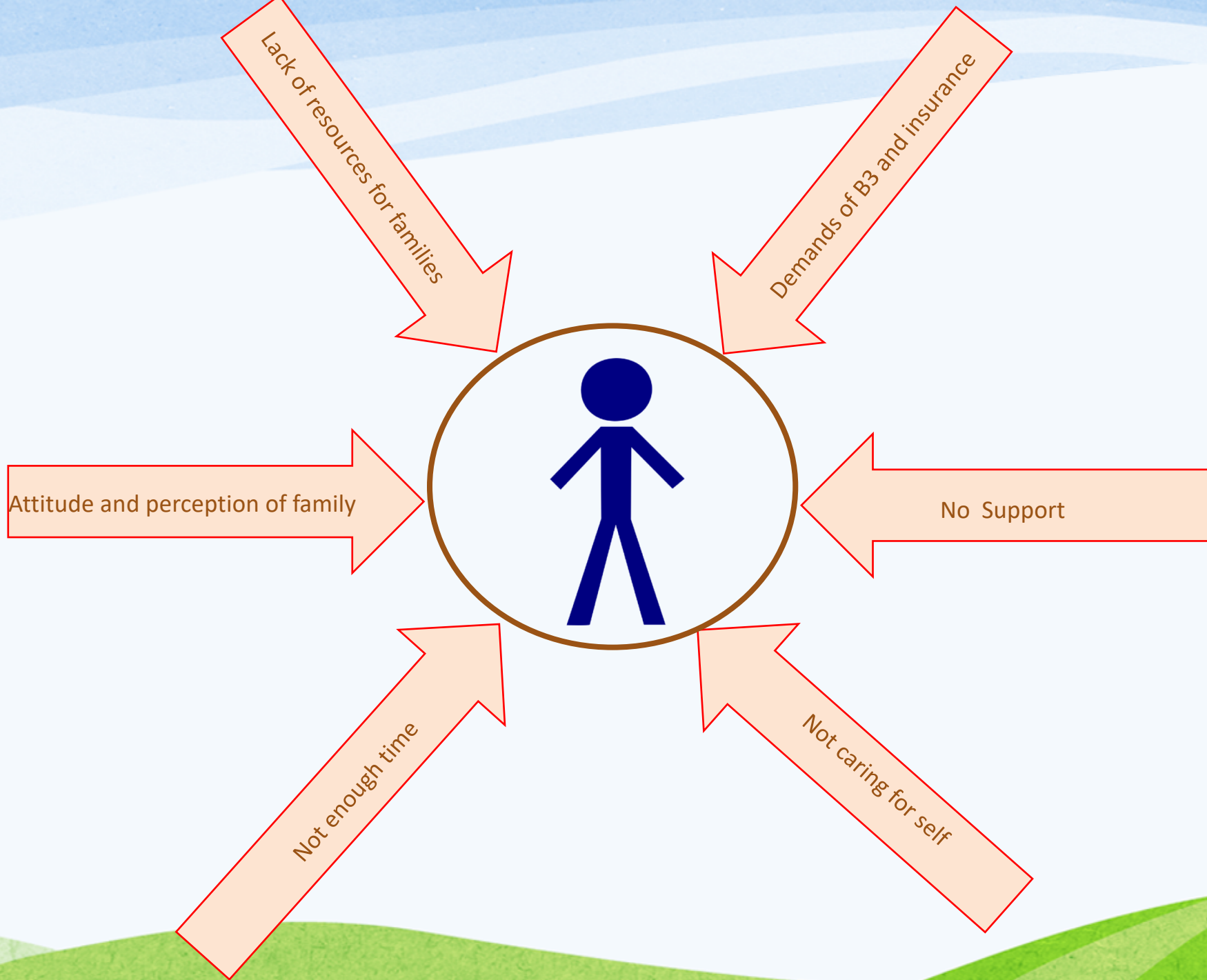
Attitude & Perception of Hearing Loss

- Parent acceptance/denial/guilt
- Fix it now”/”Fix it later”
- Learned helplessness
- Personal responsibility

Other medical/ developmental concerns

- Late diagnosis
- Other medical diagnoses
- Emerging developmental concerns
- Genetics
- Unforeseen complications
- Medically complex





FACTS TO CONSIDER...

- The US Census Bureau 2015 estimates indicate that 50.3% of children younger than 5 were racial or ethnic minorities in 2015.¹
- There were 13,253,000 children living in poverty in 2016.²
- The number of children under 5 living in poverty: 3,810,000.²
- The percent of all poor children living in single-mother families: 59.5 percent; in single-father families: 8.0 percent; and in married-couple families: 32.5 percent.²
- Early Head Start in CT had enough funding to provide services to 8% of those children who were eligible
- More than two-thirds of poor children (69.5 percent) had at least one family member who worked, and nearly one-third (30.9 percent) had at least one family member who worked full-time year-round.²
- While Black children had the highest poverty rate, the largest number of poor children were Hispanic children (4,890,000) followed by White children (4,050,000) and Black children (3,135,000).²

¹ <http://www.pewresearch.org/fact-tank/2016/06/23/its-official-minority-babies-are-the-majority-among-the-nations-infants-but-only-just/>

² <http://www.childrensdefense.org/library/data/child-poverty-in-america-2016.pdf>

FACTS ABOUT HEARING LOSS

- There are an estimated 15 million people in the United States with hearing loss.¹
- About 87% of those children who are d/hh were referred for early intervention services.²
- The prevalence of hearing impairment at all ages decreases as family income increases. Overall, those with a family income of less than \$10,000 are twice as likely as those with a family income of \$50,000 and over to have hearing impairment.³
- In the lowest family income group, 1.72 children in 1,000 were born with hearing loss. In the highest socio-economic group, just 0.47 children in 1,000 were born with hearing loss.⁴
- A child who is deaf or hard-of-hearing is more likely to be of poorer health, more likely to have Medicaid, to live in a single-mother household and to live below the poverty line.⁵

¹ World Health Organization, 2018

² <https://www.cdc.gov/ncbddd/hearingloss/data.html>

³ <https://www.ncra.org/Government/content.cfm?ItemNumber=9450>

⁴ <https://www.hear-it.org/hearing-loss-more-widespread-among-those-less-well-off>

⁵ [Boss EE, Niparko JK, Gaskin DJ, Levinson KL. Socioeconomic Disparities for Hearing-Impaired Children in the United States](#)

Paying Attention



- *What were the words telling you?*
- *What did the body language tell you?*
- *What might be helping this person learn something from this presentation?*
- *What might be getting in the way of this person learning something from this presentation?*
- *What could I do on the second day of this presentation?*

Learning from every family

- I like when you come to my home BUT every visit is a reminder that I have a child with special needs
- Don't take out that checklist; I know my child has delays.
- My husband is embarrassed to take our child outside so he takes off the BAHA.
- I need food. I need a job. I need money.
- I feel as though I was cheated out of the happiness of the birth of a baby. All my friends who have babies are happy.
- Using the community to provide what the child needs.
- Why am I being punished?
- I am praying that ___ fixes my child.

As Individuals

- What does this family need today?
- Park your judgments and baggage with your car
- Be present and attend
- Reflect with the parent at the end of the session
- Before you can be kind and compassionate to others, you have to first and foremost be kind and compassionate to yourself.
- Take time to reflect on the session both on and below the surface
- The IFSP rarely represents the reality of the whole picture

Collectively

- Demand that teams be given time to meet to review cases and to support each other
- Pool resources
- Take time to reflect with your team on successes but more importantly the struggles



Institutionally

- Use attention, compassion and awareness as the demands of a medical model take hold
- Advocate for change in your states by getting onto task forces and coalitions
- Support legislation by testifying, writing letters and going to the Hill
- Join professional organizations nationally
- Join together as a profession to make sure the needs of families are being met

“

I have an existential map.
It has “you are here”
written all over it.

”

Steven Wright, comedian

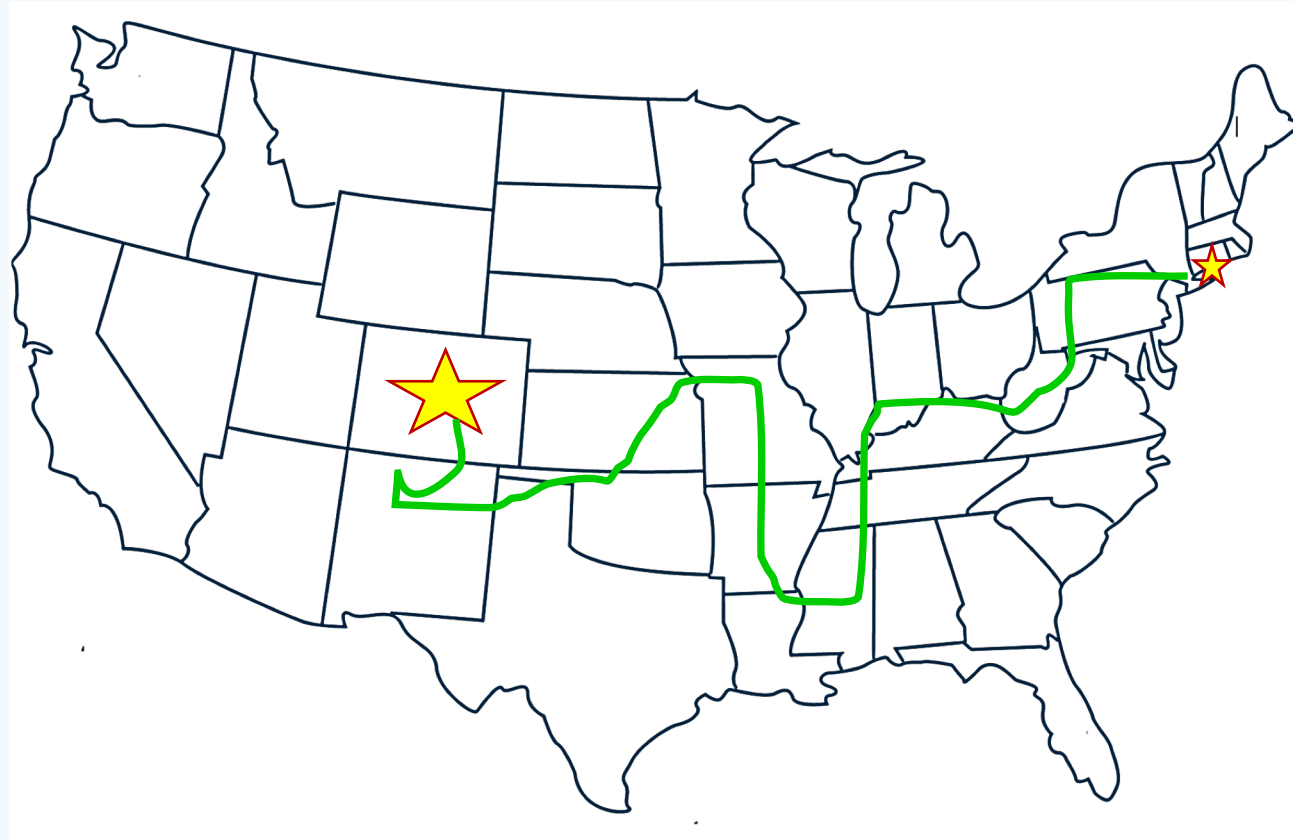
FUN FACTS!

- *Colorado and Connecticut both start with “CO.”*
- *The governor of Colorado graduated from Wesleyan University in Middletown, CT.*
- *State minerals of CO and CT are both **red!***
- *Both states were named after their rivers!*
- *What else connects CO and CT?*

...a road

It's a Road Trip....

- FROM CT TO CO TO ATTEND THIS CONFERENCE!



Thank you!

