



AZ Early —

Childhood

DHH

Services

Preliminary Family

Results

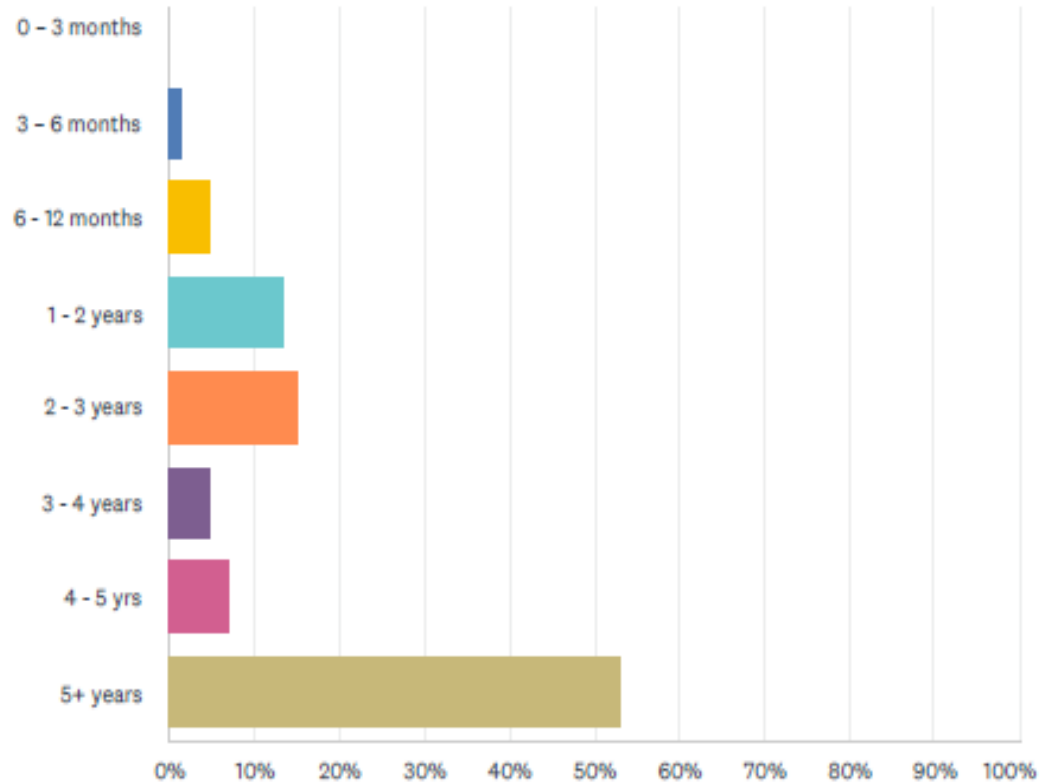


# Demographics (1, 2, 4)

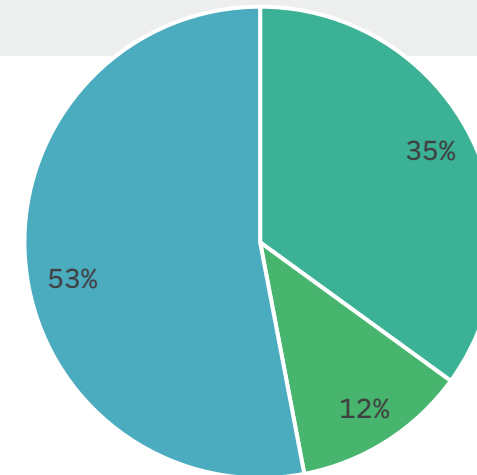
- 126 respondents (varies by question)
- No response from families in Apache, Cochise, Coconino, Gila, Graham, La Paz
- Primary Language in the home
  - English: 95.24%
  - Spanish: 3.17%
  - Other: 1.59%

County of Residence	
Maricopa	87.2%
Pinal	4%
Pima	2.4%
Mojave	1.60%
Yavapai	1.60%
Yuma	1.60%
Santa Cruz	.80%
Navajo	.80%

# Ages of Children (3)



ANSWER CHOICES	RESPONSES	
0 - 3 months	0.00%	0
3 - 6 months	1.59%	2
6 - 12 months	4.76%	6
1 - 2 years	13.49%	17
2 - 3 years	15.08%	19
3 - 4 years	4.76%	6
4 - 5 yrs	7.14%	9
5+ years	53.17%	67
<b>TOTAL</b>		<b>126</b>

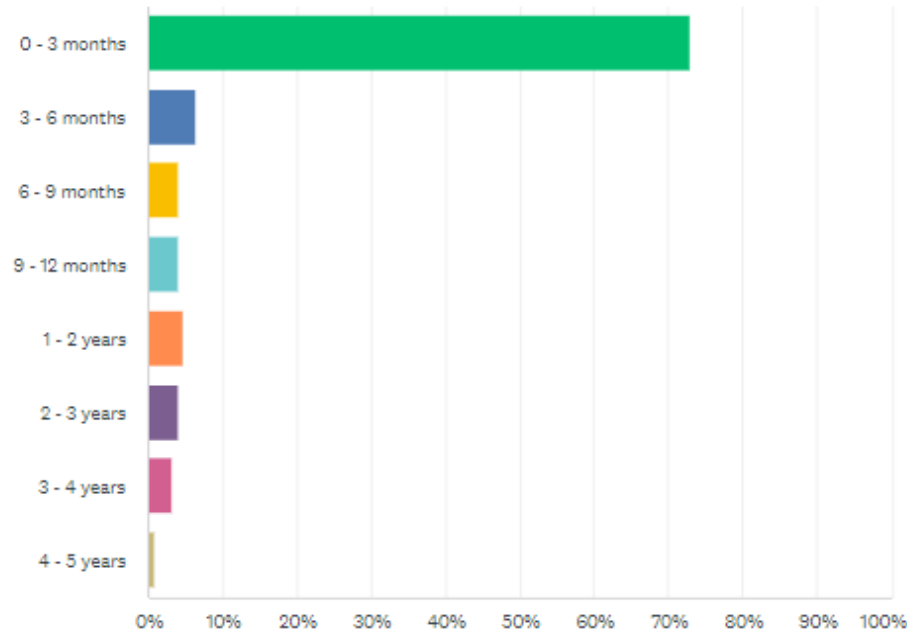


■ 0-3 yrs ■ 3-5 yrs ■ 5+ yrs ■

# Ages of Identification (4)

At what age was your child identified as deaf or hard of hearing?

Answered: 126 Skipped: 0

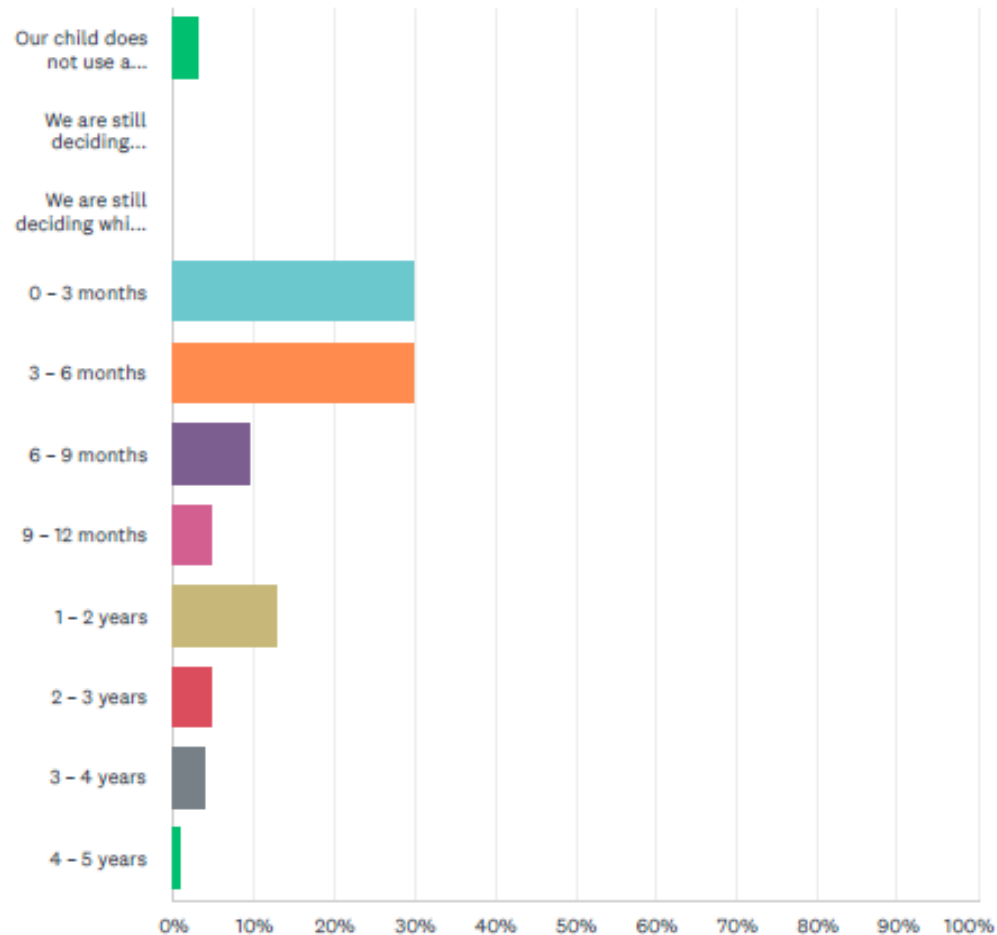


ANSWER CHOICES	RESPONSES
0 - 3 months	73.02% 92
3 - 6 months	6.35% 8
6 - 9 months	3.97% 5
9 - 12 months	3.97% 5
1 - 2 years	4.76% 6
2 - 3 years	3.97% 5
3 - 4 years	3.17% 4
4 - 5 years	0.79% 1
<b>TOTAL</b>	<b>126</b>

# Hearing Aid Fitting (5)

At what age was your child fit with a hearing device?

Answered: 126 Skipped: 0

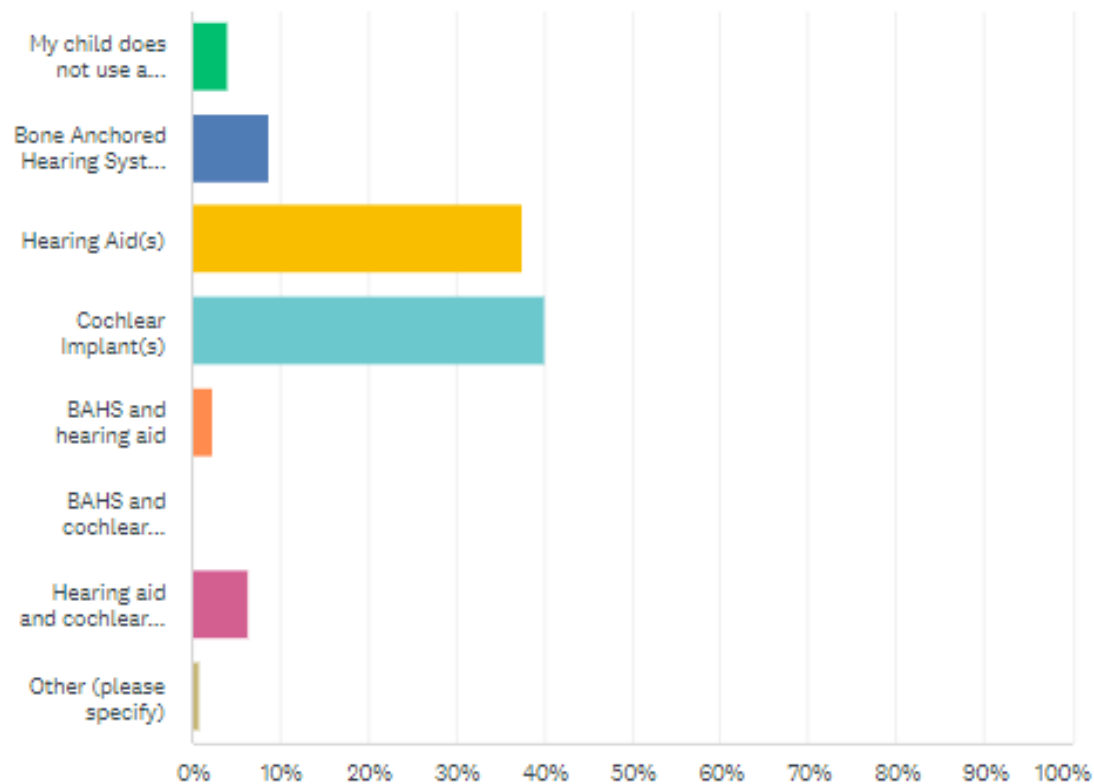


ANSWER CHOICES	RESPONSES
Our child does not use a hearing device.	3.17% 4
We are still deciding whether or not to use a hearing device.	0.00% 0
We are still deciding which hearing devices to select.	0.00% 0
0 - 3 months	30.16% 38
3 - 6 months	30.16% 38
6 - 9 months	9.52% 12
9 - 12 months	4.76% 6
1 - 2 years	12.70% 16
2 - 3 years	4.76% 6
3 - 4 years	3.97% 5
4 - 5 years	0.79% 1
<b>TOTAL</b>	<b>126</b>

# Hearing Devices Used (6)

What hearing device does your child use?

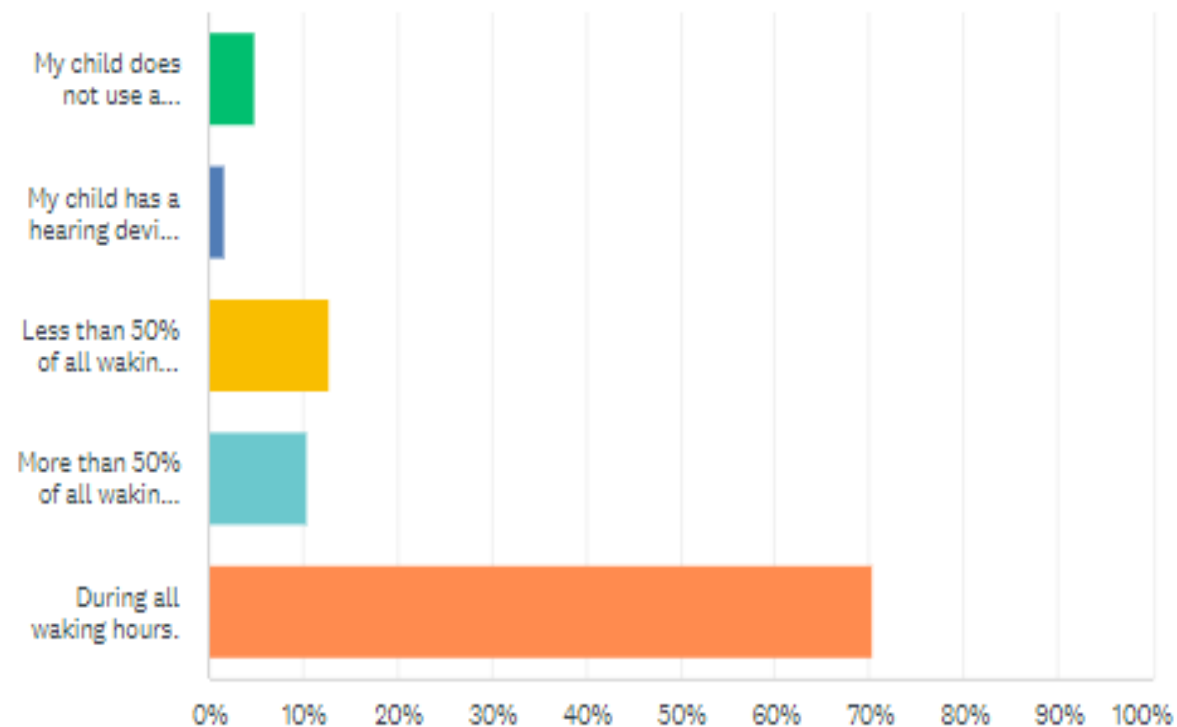
Answered: 125 Skipped: 1



# Frequency of Hearing Device Use (7)

How often does your child wear their hearing device?

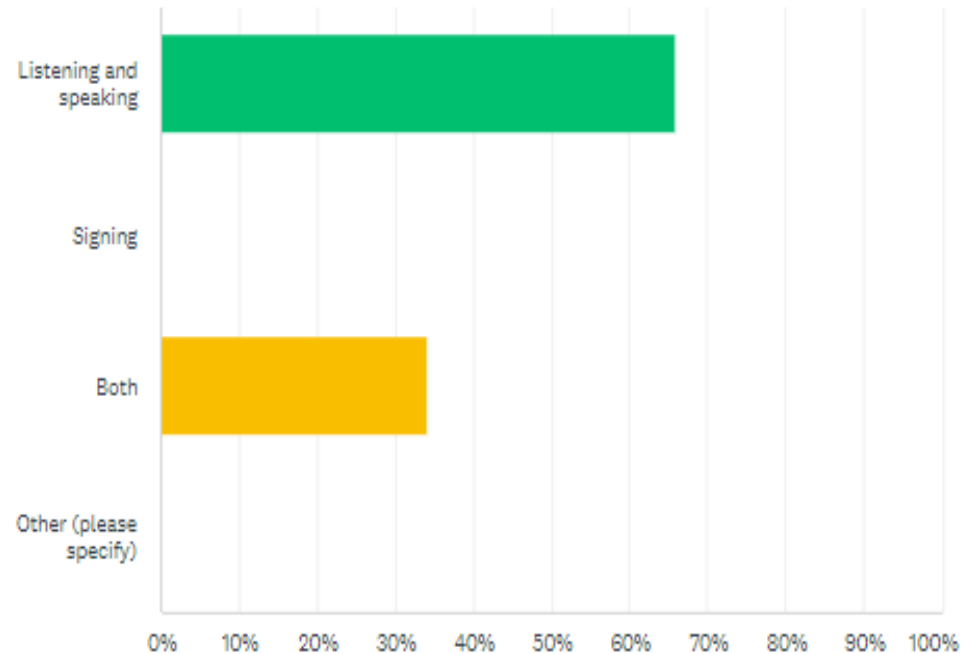
Answered: 125 Skipped: 1



# Language Development Approach (8)

What approach to language development are you using/considering using, for your child?

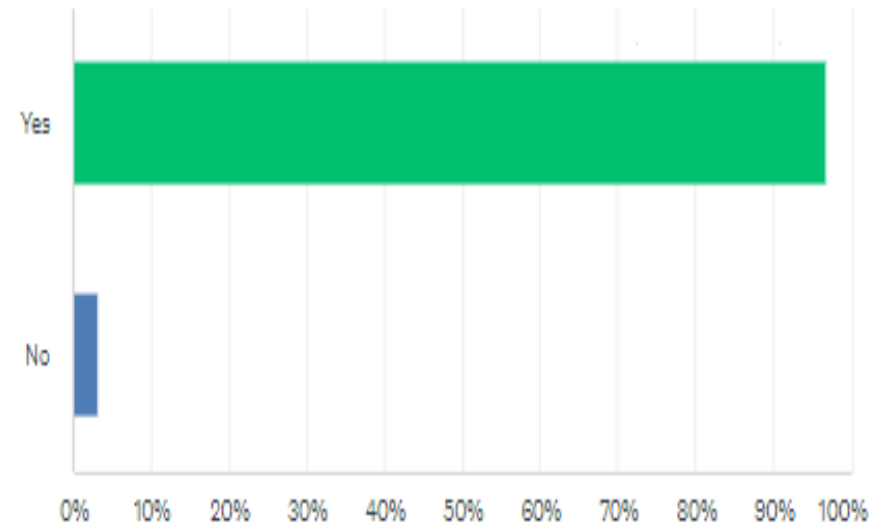
Answered: 126 Skipped: 0



# Receiving Services to Support LSL (10)

Is your child receiving/did your child receive services to support Listening and Spoken Language development?

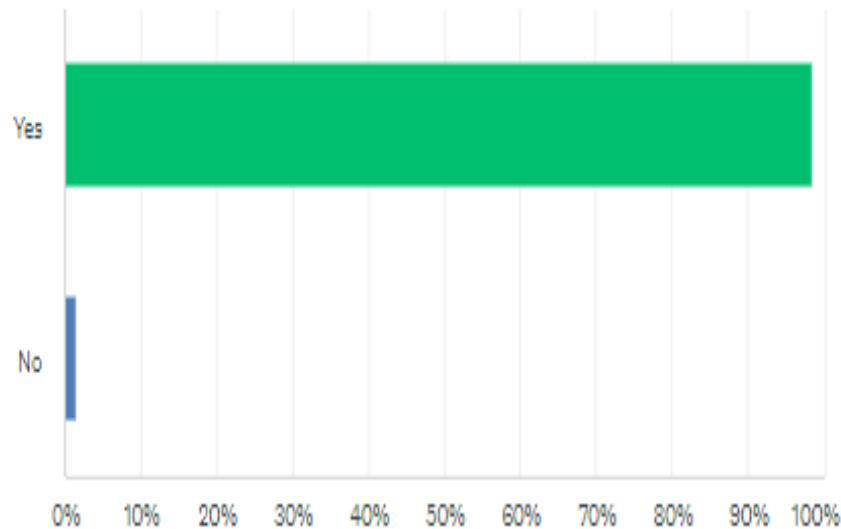
Answered: 126 Skipped: 0



# Help Received for the Approach Used (9)

Are you receiving/did you receive the information you need/needed to help your child develop language?

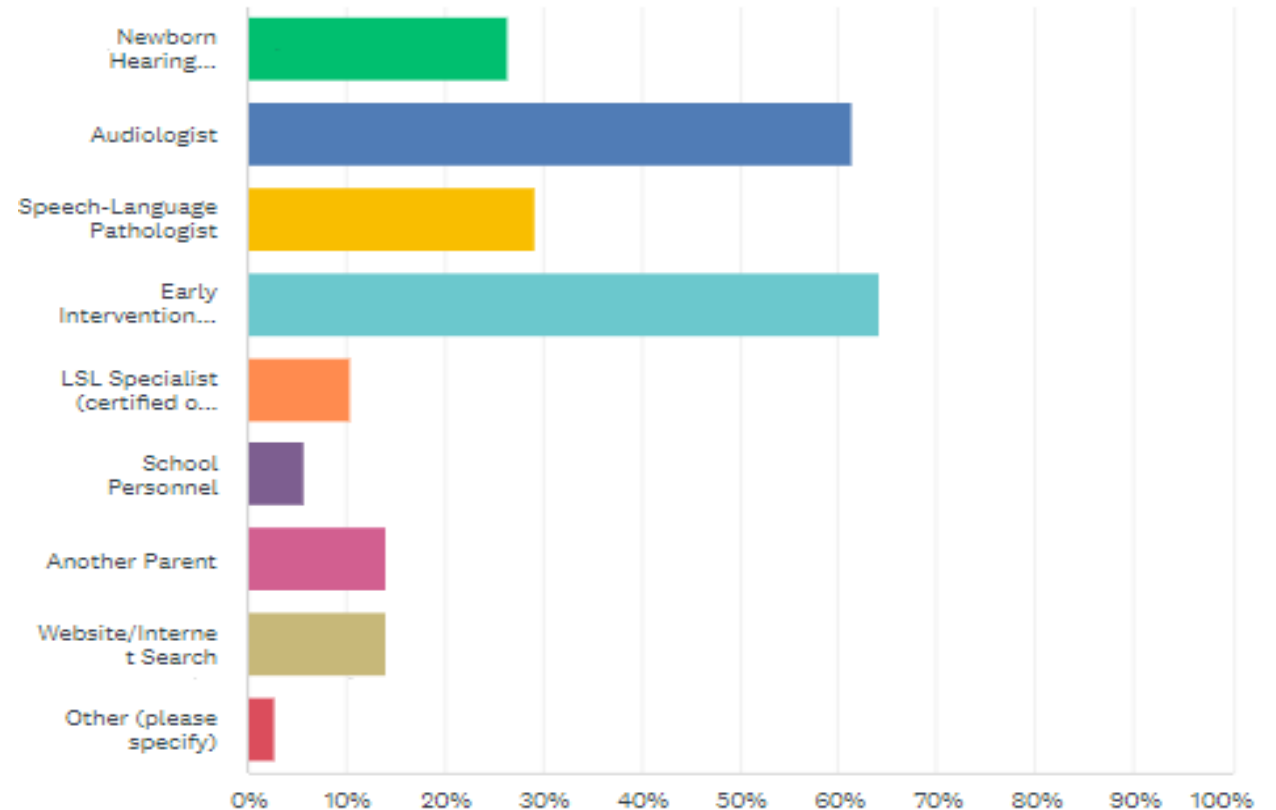
Answered: 126 Skipped: 0



# Source of Information about LSL Services (11)

Who gave you information about LSL services? Check all that apply.

Answered: 106 Skipped: 20

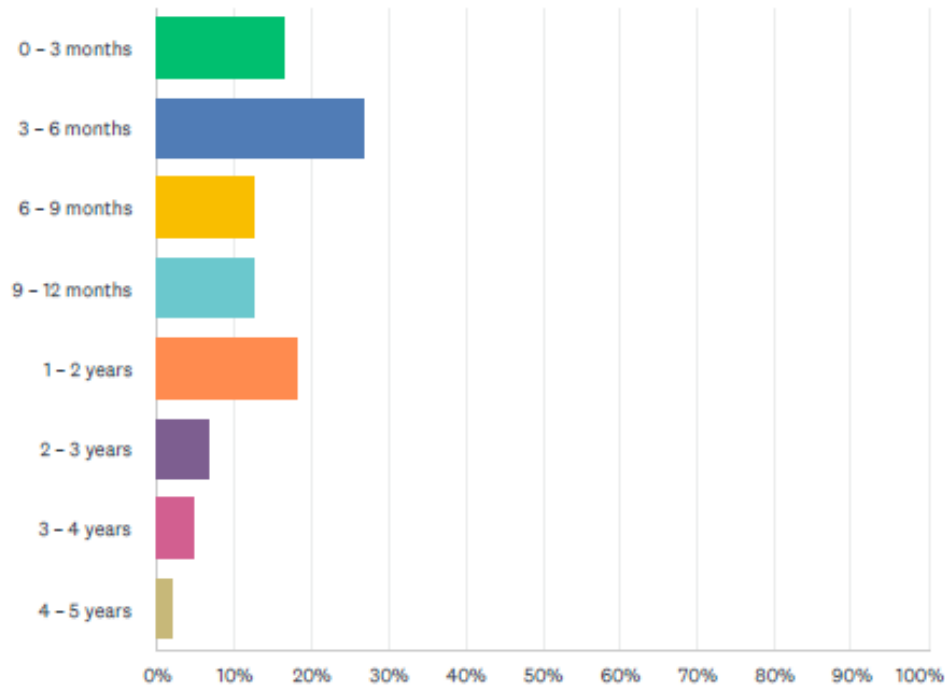




# Age at Start of LSL Services (12)

How old was your child when they began LSL services?

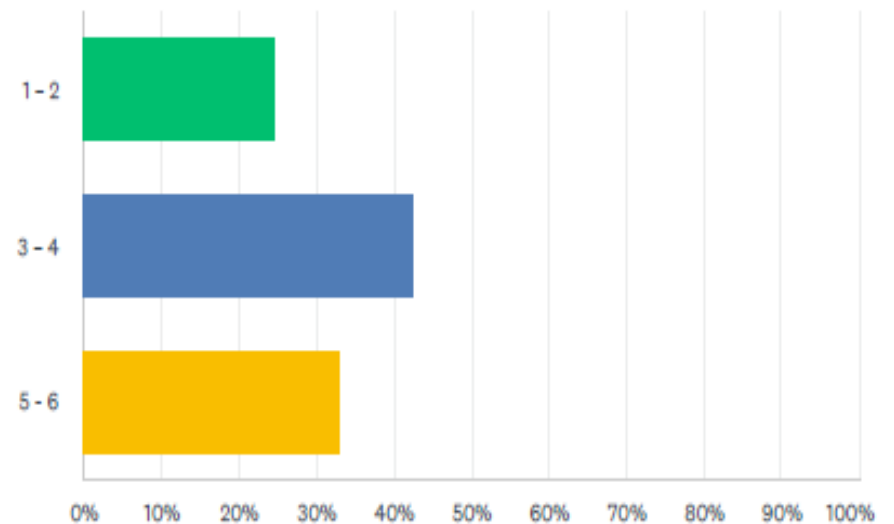
Answered: 104 Skipped: 22



# Frequency of Services Per Month (13)

How often does/did your child receive LSL services per month?

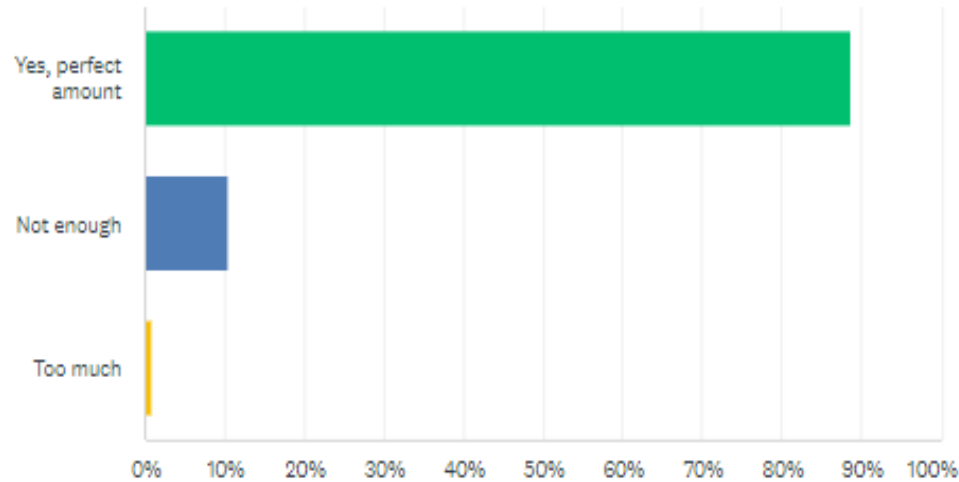
Answered: 106 Skipped: 20



# Do/Did Frequency of LSL Services Meet your Needs (14)

Do you feel the frequency of your LSL services meets/met your needs?

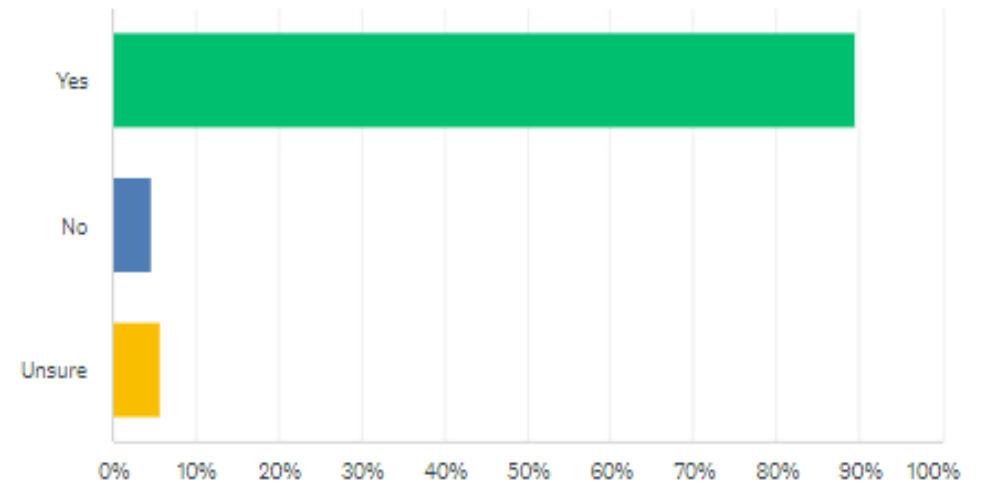
Answered: 106 Skipped: 20



# Do/Did LSL Services include Parent Coaching/Education (15)

Does/Did your LSL services include parent coaching/parent education?

Answered: 106 Skipped: 20

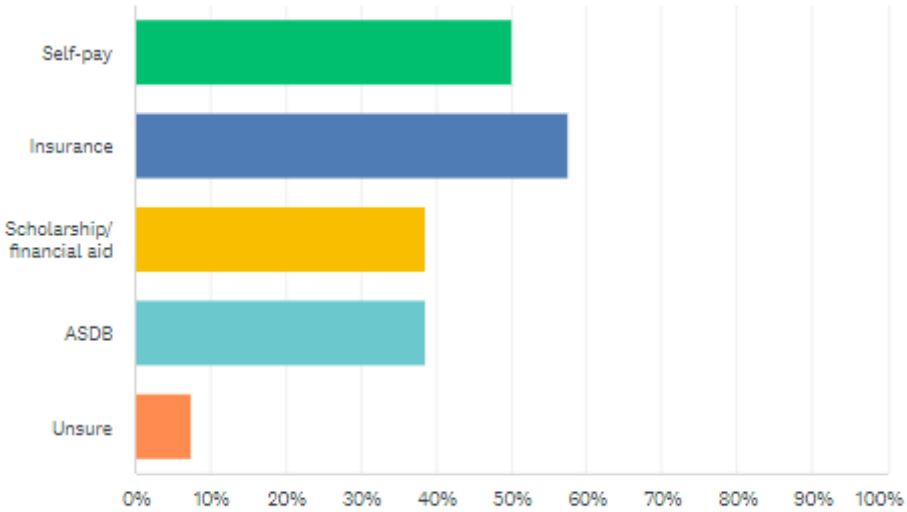


# Funding Sources to Access LSL Services (17)

# Barriers to Accessing LSL Services (18)

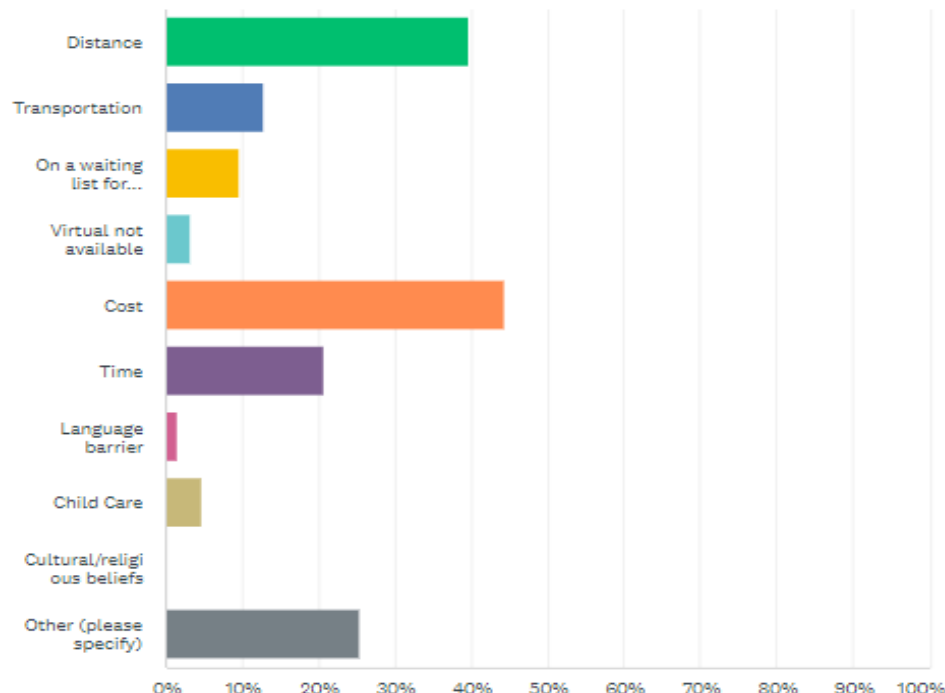
What sources of funding do you/did you use to access LSL services? Check all that apply.

Answered: 106 Skipped: 20



Are you running into/did you run into any barriers in accessing LSL services? Check all that apply.

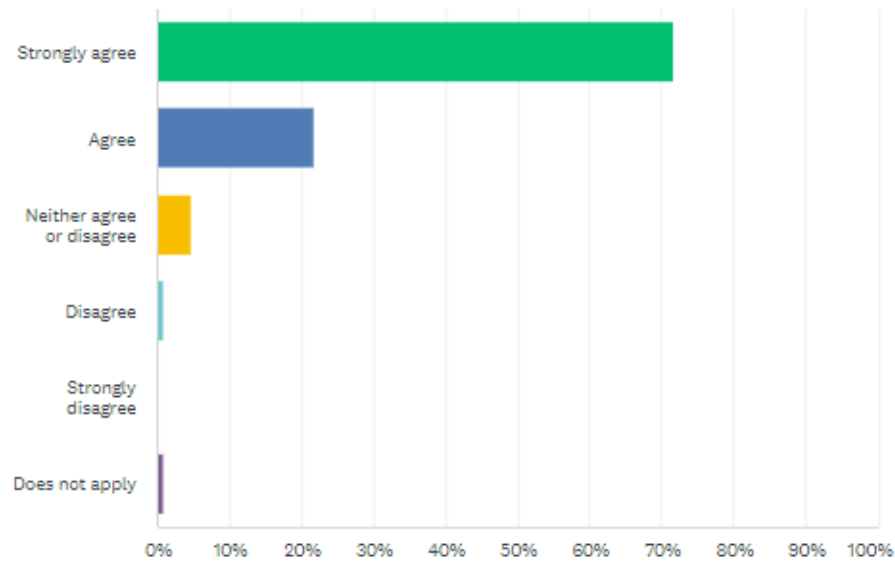
Answered: 63 Skipped: 63



# LSL Provided Families Easy-to-Implement Strategies (19)

Our LSL provider gives/gave us easy-to-implement strategies to use during our family's everyday routines to aid in our child's language development.

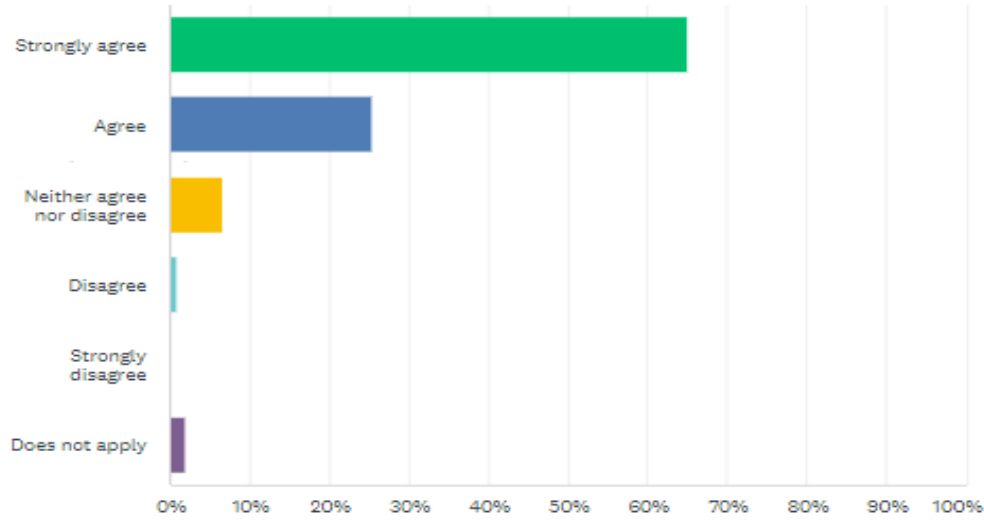
Answered: 106 Skipped: 20



# Providers Equipped Parents with knowledge to make informed decisions about LSL (20)

My child's provider(s) equipped us with the knowledge necessary to make an informed decision about what programs or therapies would best support our child's growth in Listening and Spoken Language when they turned 3.

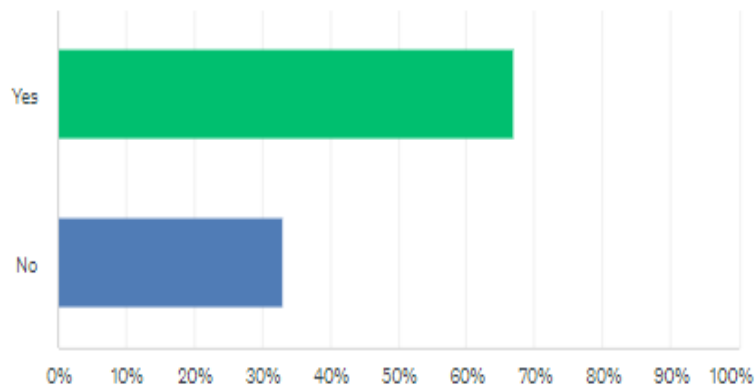
Answered: 106 Skipped: 20



# Children 3 yrs or older (21) N=106

My child is three or older, or will be turning three before December 31, 2023.

Answered: 106 Skipped: 20

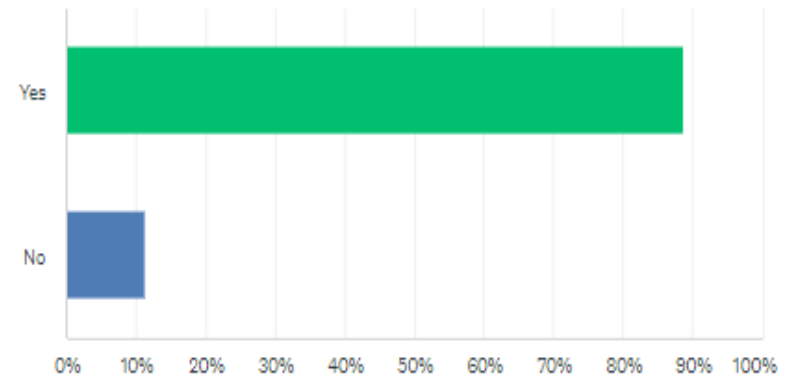


ANSWER CHOICES	RESPONSES	
Yes	66.98%	71
No	33.02%	35
<b>TOTAL</b>		<b>106</b>

# Continue to Receive LSL Services (22) N=71

Did you continue to receive/do you plan to continue receiving LSL services after your child's third birthday?

Answered: 71 Skipped: 55

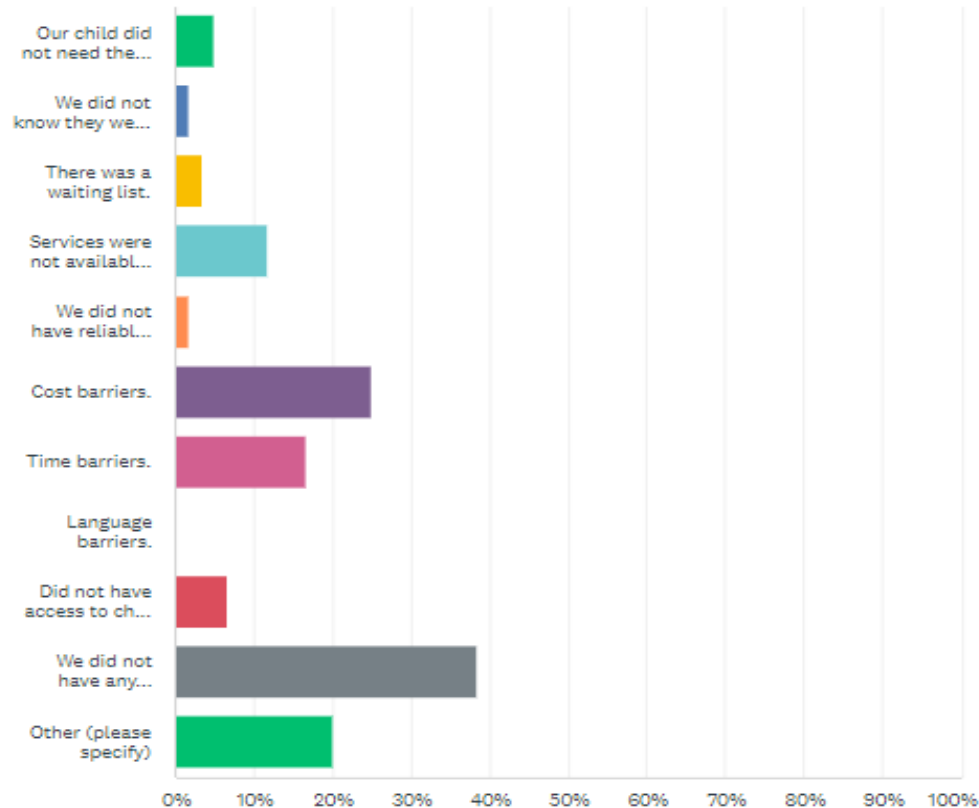


ANSWER CHOICES	RESPONSES	
Yes	88.73%	63
No	11.27%	8
<b>TOTAL</b>		<b>71</b>

# Barriers to Continue Receiving Services (23) N=66

What barriers are you facing/did you face in accessing LSL services after your child turned three. Check all that apply.

Answered: 60 Skipped: 66

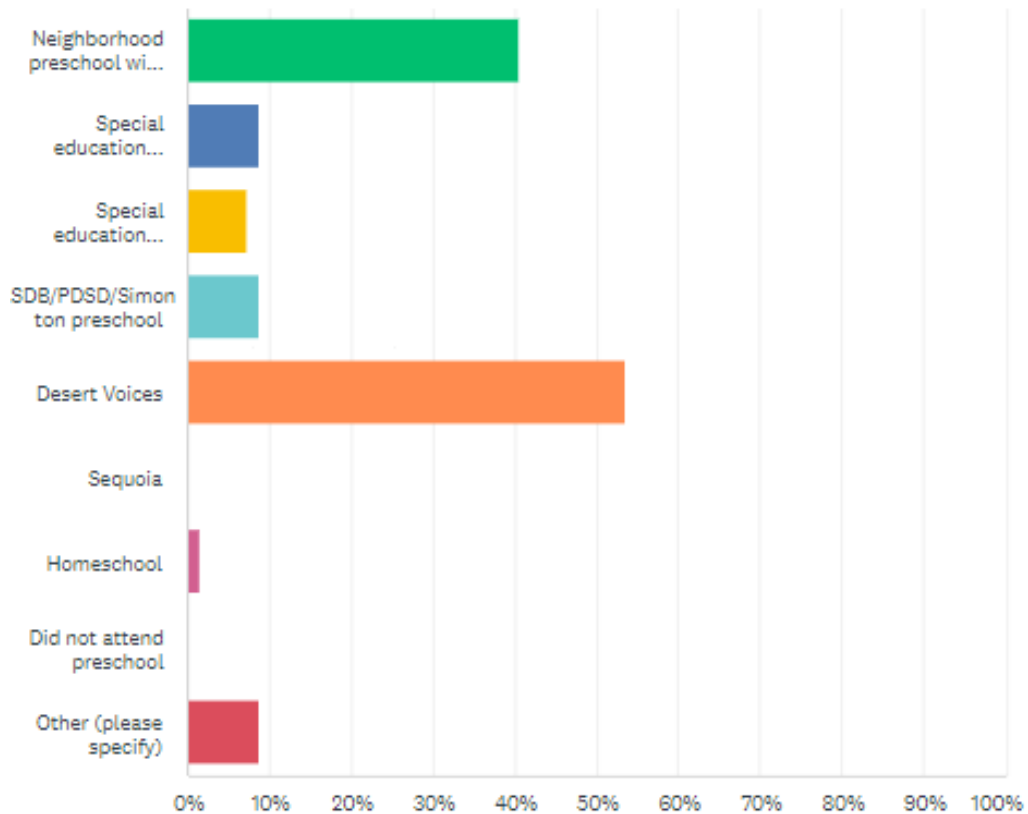


ANSWER CHOICES	RESPONSES	
Our child did not need them anymore.	5.00%	3
We did not know they were available.	1.67%	1
There was a waiting list.	3.33%	2
Services were not available in our area.	11.67%	7
We did not have reliable transportation.	1.67%	1
Cost barriers.	25.00%	15
Time barriers.	16.67%	10
Language barriers.	0.00%	0
Did not have access to child care for siblings.	6.67%	4
We did not have any difficulty in accessing LSL services.	38.33%	23
Other (please specify)	20.00%	12
<b>Total Respondents: 60</b>		

# Preschools Attended (24) N=69

Where did your child attend preschool? Check all that apply.

Answered: 69 Skipped: 57

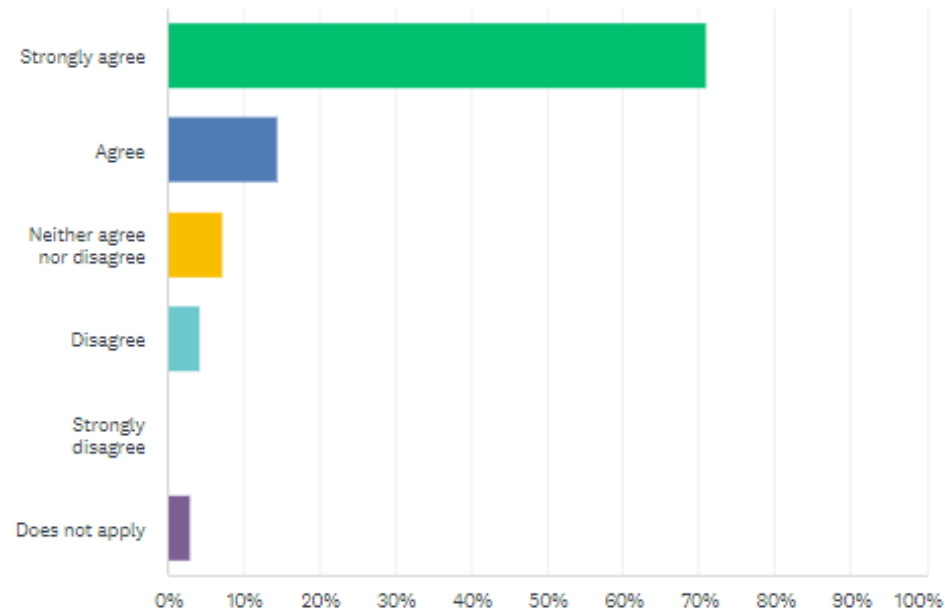


ANSWER CHOICES	PERCENTAGE	RESPONSES
Neighborhood preschool with typical hearing peers	40.58%	28
Special education preschool program with D/HH itinerant support in our home school district	8.70%	6
Special education preschool program for D/HH D/HH in our home school district	7.25%	5
ASDB/PDSD/Simonton preschool	8.70%	6
Desert Voices	53.62%	37
Sequoia	0.00%	0
Homeschool	1.45%	1
Did not attend preschool	0.00%	0
Other (please specify)	8.70%	6
<b>Total Respondents: 69</b>		

# PS Supports LSL (25) N=69

The preschool my child attends/attended supports/supported my child's growth in Listening and Spoken Language.

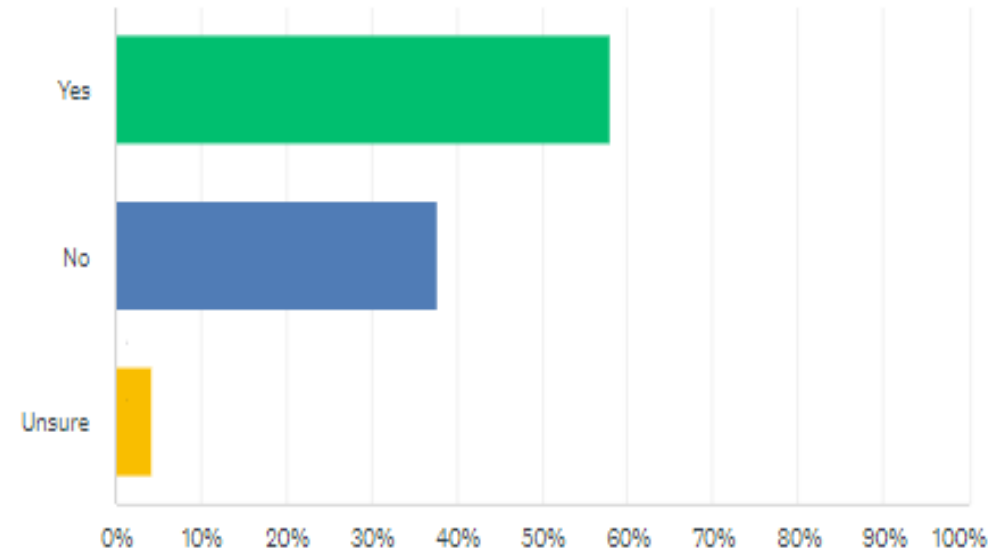
Answered: 69 Skipped: 57



# LSL Support Outside of PS (26) N=69

Does/did your child receive LSL support outside of preschool (i.e., before or after the school day)?

Answered: 69 Skipped: 57

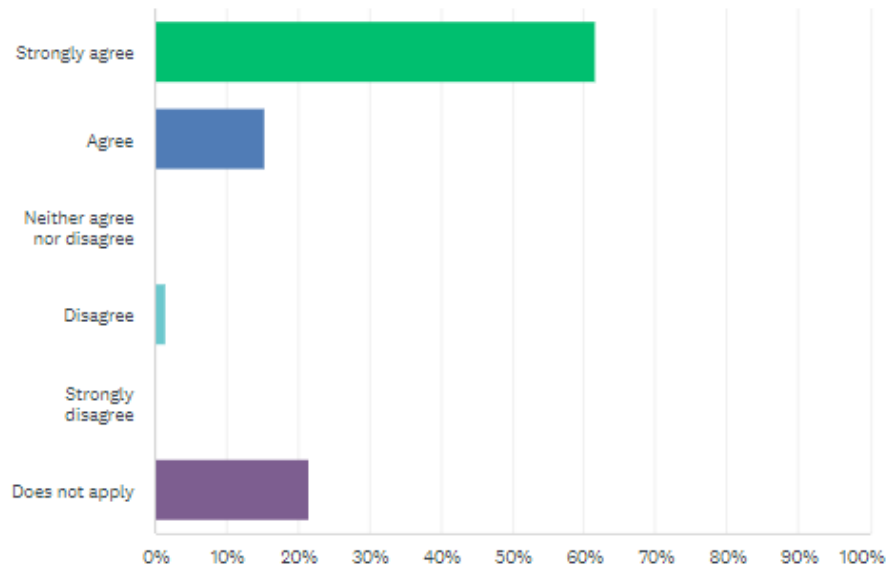




# Outside Therapy Supports Growth in LSL (27) N=65

The therapy my child receives/received outside of preschool supports/supported my child's growth in Listening and Spoken Language.

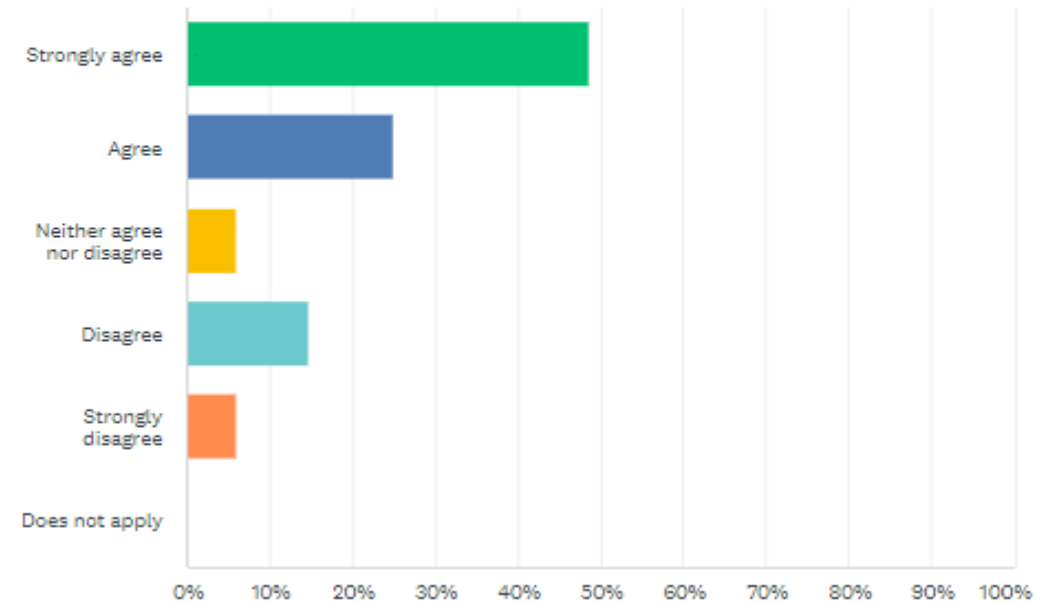
Answered: 65 Skipped: 61



# Language Development like Typically Developing Peers (28) N=68

We believe our child is at/near their typically hearing peers in language development.

Answered: 68 Skipped: 58



# Comments – Additional Information to Inform Availability and Quality of LSL Services in AZ (N=22)

All comments recognize the importance of access to LSL services

- LSL needs to be more accessible throughout Arizona. I traveled to Desert Voices from Lake Havasu City every week for 4 years so my son could receive LSL services. We stayed in a hotel for 4 nights and drove home to be with family on Fridays. The strain this put on our family was intense however we knew it was the most appropriate education for our son.
- Early access to LSL helped my child stay age appropriate and even excel at language development and skills.
- The public schools were not willing to accommodate my daughters needs. Therefore she is now in private school
- I believe having coverage up to 5 years old would be a huge help for parents and would be an essential time for children. The cost for private speech sessions is pretty hard to tackle for a long amount of time and I feel that the support we received through ASDB from 1.5 - 3 was essential to her improving in her speech development that we would have not been able to afford otherwise. Thank you for looking into these options.
- It was very important that we has someone who was knowledgeable of LSL services and children with multidisabilities. We had access to a Speech Language Pathologist who was LSL certified and could provide virtual services through a grant (ASDB). I see how far my child has come because of the team approach that we took early on and continued to give my child.



# AZ Early Childhood DHH Services

Provider Results:  
Preliminary

# Demographics (1, 2, 4)

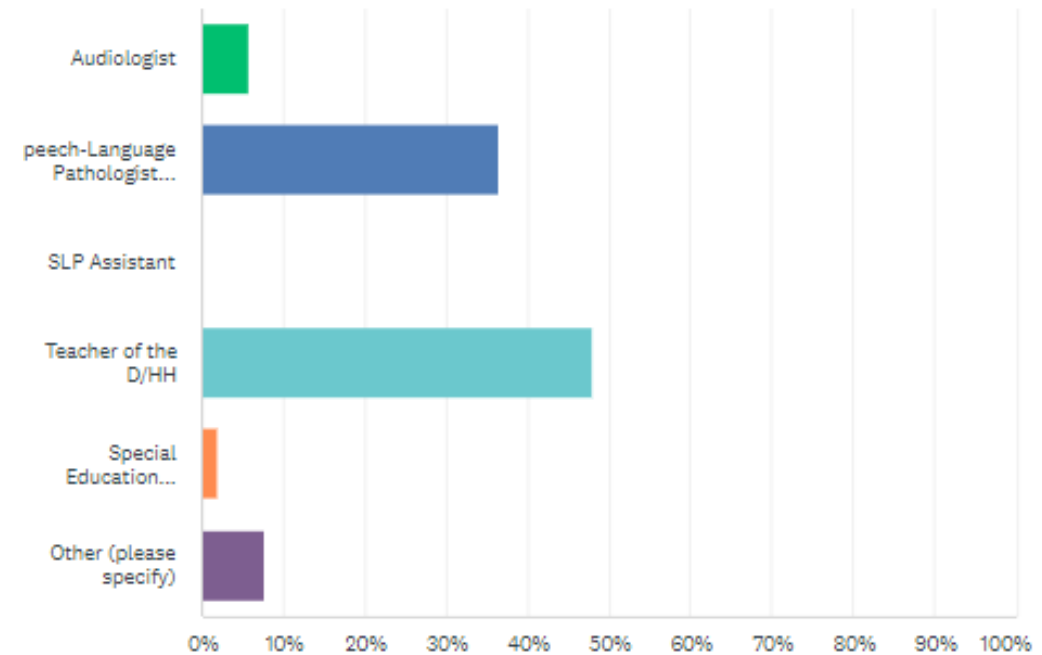
- 63 respondents (varies by question)
- 88.8% work with DHH children 0-5

Years of Service	
0-2 yrs	17.31%
3-5 yrs	23.08%
6-10 yrs	13.46%
11+ yrs	46.14%

# Respondent Position (3)

In what capacity do you currently work with children who are D/HH?

Answered: 52 Skipped: 11



ANSWER CHOICES	RESPONSES	
Audiologist	5.77%	3
Speech-Language Pathologist (SLP)	36.54%	19
SLP Assistant	0.00%	0
Teacher of the D/HH	48.08%	25
Special Education Teacher	1.92%	1
Other (please specify)	7.69%	4
<b>TOTAL</b>		<b>52</b>

# LSL Services (5)

– 80.77% Provide LSL services

## Provider Confidence in Ability to Provide LSL Services

ANSWER CHOICES	RESPONSES	
Strongly agree	18.42%	7
Agree	36.84%	14
Somewhat agree	36.84%	14
Neither agree nor disagree	5.26%	2
Somewhat disagree	0.00%	0
Disagree	2.63%	1
Strongly disagree	0.00%	0
<b>TOTAL</b>		<b>38</b>

# Settings of Current Providers Providing LSL Services (6)

ANSWER CHOICES	RESPONSES	
Early Intervention (birth to age 3)	63.16%	24
Preschool	34.21%	13
Public School/Charter	7.89%	3
School/Program for the Deaf (e.g., ASDB, PDSD, Simonton, Sequoia, Miles)	10.53%	4
Private Clinic	13.16%	5
Hospital	2.63%	1
Other (please specify)	Responses	2.63% 1
Total Respondents: 38		

# Employer Provides Opportunities for LSL PD (7)

ANSWER CHOICES	RESPONSES	
Strongly agree	32.43%	12
Agree	32.43%	12
Somewhat agree	16.22%	6
Neither agree nor disagree	0.00%	0
Somewhat disagree	2.70%	1
Disagree	10.81%	4
Strongly disagree	5.41%	2
<b>TOTAL</b>		<b>37</b>



# There are enough qualified LSL providers in my local area (8)

ANSWER CHOICES	RESPONSES	
Strongly agree	13.51%	5
Agree	21.62%	8
Neither agree nor disagree	21.62%	8
Disagree	32.43%	12
Strongly disagree	10.81%	4
TOTAL		37

# Provider knowledge of how to access LSL services (9)

ANSWER CHOICES	RESPONSES	
Strongly agree	32.43%	12
Agree	51.35%	19
Neither agree nor disagree	5.41%	2
Disagree	10.81%	4
Strongly disagree	0.00%	0
<b>TOTAL</b>		<b>37</b>

# Funding Sources for Families to Access LSL Services (10)

ANSWER CHOICES	RESPONSES
Self-pay	59.46% 22
Insurance	67.57% 25
Scholarship/ financial aid	40.54% 15
ASDB	83.78% 31
Unsure	18.92% 7
Not applicable	0.00% 0
Total Respondents: 37	

# Resources provided to Families regarding LSL Services (11)

ANSWER CHOICES	RESPONSES	
Parent to parent support	62.86%	22
Online learning (websites, webinars, podcasts, conferences)	65.71%	23
In-person conferences	28.57%	10
Community events	60.00%	21
Handouts	82.86%	29
Video examples	57.14%	20
Session notes	74.29%	26
Developmental charts	77.14%	27
Resources for genetic counseling	28.57%	10
Books/eBooks	45.71%	16
Other LSL providers/services	60.00%	21
Total Respondents: 35		

# Progress: Majority of Caseload Using LSL Makes 12 months Progress in 12 months time (15)

ANSWER CHOICES	RESPONSES	
Strongly agree	16.22%	6
Agree	29.73%	11
Neither agree nor disagree	29.73%	11
Disagree	21.62%	8
Strongly disagree	2.70%	1
<b>TOTAL</b>		<b>37</b>

# Percent of LSL Caseload with additional needs/therapies (16)

ANSWER CHOICES	RESPONSES	
0% - 25%	27.03%	10
26% - 50%	40.54%	15
51% - 75%	27.03%	10
76% - 100%	5.41%	2
<b>TOTAL</b>		<b>37</b>

# To what extent did you learn about LSL during college coursework? (17)

ANSWER CHOICES	RESPONSES	
My program did not include coursework about Listening and Spoken Language.	40.54%	15
I had coursework in Listening and Spoken Language.	32.43%	12
I had coursework and hands-on experience in Listening and Spoken Language.	27.03%	10
<b>TOTAL</b>		<b>37</b>

# Do you hold LSLS Cert. AVT or LSLS Cert AVEEd from AG Bell Academy? (18)

ANSWER CHOICES	RESPONSES	
Yes	10.81%	4
No	89.19%	33
<b>TOTAL</b>		<b>37</b>

## How long have you held LSLS certification? (19)

ANSWER CHOICES	RESPONSES	
Less than 1 year.	25.00%	1
1 - 3 years	0.00%	0
3 - 6 years	25.00%	1
6 - 9 years	0.00%	0
More than 9 years.	50.00%	2
<b>TOTAL</b>		<b>4</b>

## What incentives do you have to maintain your LSLS certification? (20)

ANSWER CHOICES	RESPONSES		
Employer offers financial incentive for continuing education	0.00%	0	
Employer offers financial incentive for holding LSLS Cert	0.00%	0	
Employer allows time to engage in mentoring and continuing education	25.00%	1	
Future employment opportunities	25.00%	1	
Opportunity to mentor others	0.00%	0	
Application to caseload	75.00%	3	
None	0.00%	0	
Other (please specify)	Responses	0.00%	0
<b>Total Respondents: 4</b>			



# Barriers to maintain LSL certification? (21)

ANSWER CHOICES	RESPONSES		
Cost (e.g., test, mentorship, CEUs)	66.67%	2	
Finding a mentor	0.00%	0	
Tedious documentation	33.33%	1	
Time	33.33%	1	
CEU requirements	0.00%	0	
Unclear requirements	0.00%	0	
Lack of application to caseload	0.00%	0	
No employer during LSLS Cert process	0.00%	0	
No employer incentive after LSLS Cert	66.67%	2	
None	33.33%	1	
Other (please specify)	Responses	0.00%	0
Total Respondents: 3			

# Facilitators to maintain LSL certification? (22)

ANSWER CHOICES	RESPONSES		
Perceived professional influence	75.00%	3	
Perceived client/family influence	50.00%	2	
Expanded understanding of communication modality	25.00%	1	
Application to caseload	50.00%	2	
Finding a mentor	0.00%	0	
Personal growth	50.00%	2	
Professional growth	75.00%	3	
None	0.00%	0	
Other (please specify)	Responses	0.00%	0
Total Respondents: 4			

# Are you pursuing or planning to pursue LSL certification (23)

ANSWER CHOICES	RESPONSES	
Yes	13.89%	6
No	55.56%	20
Unsure	22.22%	8
Not applicable. I already hold LSLS certification.	8.33%	3
TOTAL		36

# What incentives do you have to obtain your LSLS certification? (24)

ANSWER CHOICES	RESPONSES	
Employer offers financial incentive for continuing education	8.82%	3
Employer offers financial incentive for holding LSLS Cert	8.82%	3
Employer allows time to engage in mentoring and continuing education	26.47%	9
Future employment opportunities	26.47%	9
Opportunity to mentor others	17.65%	6
Application to caseload	61.76%	21
None	29.41%	10
Other (please specify)	Responses 5.88%	2
Total Respondents: 34		

# Barriers to Obtaining LSL certification (25)

ANSWER CHOICES	RESPONSES	
Cost (e.g., test, mentorship, CEUs)	58.82%	20
Finding a mentor	23.53%	8
Tedious documentation	41.18%	14
Time	76.47%	26
CEU requirements	17.65%	6
Unclear requirements	14.71%	5
Lack of application to caseload	0.00%	0
No employer during LSLS Cert process	5.88%	2
No employer incentive after LSLS Cert	35.29%	12
None	5.88%	2
Other (please specify)	Responses 8.82%	3
Total Respondents: 34		

# Are you wanting ongoing training in LSL? (26)

ANSWER CHOICES	RESPONSES	
Yes.	85.71%	30
No.	14.29%	5
TOTAL		35

# Preferred Format for PD activities (27)

ANSWER CHOICES	RESPONSES	
Virtual (e.g., webinars, conferences)	86.67%	26
In-person (e.g., workshops, conferences)	80.00%	24
Work-site training	63.33%	19
½ day sessions	46.67%	14
Full-day sessions	26.67%	8
Professional Learning Communities (i.e., "PLCs" or cohorts)	60.00%	18
1 to 1 mentorship	56.67%	17
Shadowing colleagues	36.67%	11
Observations of LSL therapy sessions	76.67%	23
None	0.00%	0
Other (please specify)	Responses	0.00%
Total Respondents: 30		

# What PD activities are you interested in attending (28)

ANSWER CHOICES	RESPONSES	
Revisiting communication modality	46.67%	14
LSL strategies	63.33%	19
Embedding LSL into daily routines	80.00%	24
Wear time strategies	50.00%	15
CASLLS	63.33%	19
Auditory Learning Guide	63.33%	19
Parent counseling	46.67%	14
LSL development in children with only hearing loss	56.67%	17
LSL development in children with multiple diagnoses	76.67%	23
Red flags in LSL	80.00%	24
Other (please specify)	Responses	6.67%
Total Respondents: 30		

# Barriers to families accessing LSL services activities (29)

ANSWER CHOICES	RESPONSES	
Lack of qualified providers	58.62%	17
On a waiting list for services	44.83%	13
No reliable access to internet	20.69%	6
Distance	68.97%	20
Transportation	55.17%	16
Virtual not available	13.79%	4
Cost	65.52%	19
Time	65.52%	19
Child care	44.83%	13
Language barriers	51.72%	15
Cultural/religious beliefs	10.34%	3
Other (please specify)	Responses 10.34%	3
Total Respondents: 29		

# Barriers to increasing LSL certified providers in AZ (30)

ANSWER CHOICES	RESPONSES	
Cost (e.g., test, mentorship, CEUs)	63.33%	19
Too few mentors	66.67%	20
Tedious documentation	33.33%	10
Too few employers support the process	53.33%	16
Too few employers offer any incentives for obtaining certification	56.67%	17
Time intensive	73.33%	22
None	0.00%	0
Other (please specify)	Responses 0.00%	0
Total Respondents: 30		

# Additional Information to help inform availability and quality of LSL services in AZ (31)

- More information given to therapists to share with families
- LSL caseloads should not exceed 20 families. There is a fine balance between quality and quantity.
- I can't answer the question about 12 months growth. 60% of my caseload is under 12 mo. and the other 30% have significant cognitive delays, as well as significant delays all other developmental domains
- LSL is used in preschool but after preschool, there is a very limited amount of services from there. The focus on Tucson ASDB campus seems to only cater to ASL so our students have to go with Itinerant services which are only a few hours a week and only a few can go to Miles Elementary, if they reside in that district. This is "dropping the ball" so to speak after we, my colleagues and I, have worked so hard to provide them with full day access of LSL.



# Next Steps

1. Update data (with Dec 20 survey deadline)
2. Develop a plan for providing LSL training to providers in AZ
3. Conduct comparable survey for ASL skill needs (Spring 2024)