




# From Detection to Direction: EHDI-MS Empowering Families on the Hearing Journey

Stacy Callender, NCSP  
Ashten C. Yost, EdD, CED, LSLS Cert. AVEd



## Learning Objectives

1. Understand the core elements of the EHDI-MS Family Support Program.
2. Explore strategies that equip families with tools, knowledge, and resources for their child's hearing development.
3. Discuss how these strategies can be applied in different states for better outcomes.





# Why EHDI-MS Developed the Family Support Program

## The Problem:

Mississippi did not have a **Hands & Voices chapter** to provide family support for families of children who are deaf or hard of hearing.

## The Solution:

Recognizing the gap in family support services, **EHDI-MS** developed the **Family Support Program** to empower families with personalized guidance, peer support networks, and collaborative partnerships. This program was designed to fill the void and ensure that families have access to the resources they need to navigate the hearing journey confidently and effectively.



# The EHDI-MS Family Support Program

## 1. Personalized Family Guidance

- Tailored support to meet the unique needs of each family.
- Assistance in navigating the hearing journey, from diagnosis to intervention and beyond.

## 2. Peer Support Networks

- Connecting families with others who have similar experiences.
- Promotes emotional support, shared learning, and community building.

## 3. Collaborative Partnerships

- Partnerships with healthcare providers, educators, and community leaders to ensure comprehensive care and support.



**Meet the EHDI-MS  
Family Support  
Program  
Team**

# Family Advisor

## Karonica Crumedy-Mikell

The purpose the EHDI-MS Program Family Advisor (Family Support Program) is to provide guidance, support, and resources to families who have children with hearing loss. Family Advisors offer firsthand experiences, empathy, and knowledge about navigating the complexities of the EHDI process.





# Family Advisor

Heather Tucker

The purpose of the EHDI-MS Program Family Advisor (Family Support Program) is to provide guidance, support, and resources to families who have children with hearing loss. Family Advisors offer firsthand experiences, empathy, and knowledge about navigating the complexities of the EHDI process.



# Family Advisor

Teresa Laney

The purpose of the EHDI-MS Program Family Advisor (Family Support Program) is to provide guidance, support, and resources to families who have children with hearing loss. Family Advisors offer firsthand experiences, empathy, and knowledge about navigating the complexities of the EHDI process.





# D/HH Role Model

Aimee Rankin

The role of a deaf or hard of hearing role model in the Early Hearing Detection and Intervention (EHDI) Program is to serve as an inspiration and mentor for children and families facing similar challenges. These role models demonstrate successful adaptation to being deaf or hard of hearing (D/HH), providing guidance, support, and encouragement to families navigating the process of diagnosis, intervention, and raising a D/HH child. They offer insights into overcoming obstacles, fostering a positive self-image, and thriving in various aspects of life despite hearing-related challenges.



# Family Support Program Coordinator

Kaye Carr

The EHDI Family Support Program Coordinator is responsible for training, supervising, and supporting family advisors who provide direct support to families with deaf or hard of hearing children. The coordinator ensures that family advisors are equipped with the knowledge, skills, and resources necessary to effectively support families through their journey.



# Family Follow-Up & Support Coordinator

Marty Chunn

The EHDI Family Follow-Up & Support Coordinator ensures continuity of care and support for families following the screening and identification of a child with hearing loss or deafness.



# Outreach & Training Coordinator

Dr. Victoria Kivlan



The EHDI Outreach & Training Coordinator focuses on outreach efforts and training initiatives aimed at healthcare professionals, families, educators, and community stakeholders.

# Tailoring to Your State

- **Understanding the Core Components**
  - Identify key elements of the **EHDI-MS Family Support Program** that resonate with your state's needs.
  - Focus on personalized family guidance, peer networks, and collaborative partnerships.
- **Assessing Resources and Partnerships**
  - Evaluate what is already available in your state (e.g., healthcare systems, schools, community organizations).
  - Build partnerships to fill any gaps in services or resources.
- **Incorporating Feedback from Families**
  - Regularly seek feedback from families to improve the program.
  - Ensure continuous improvement based on real-world experiences.



# Conclusion and Key Takeaways

- **EHDI-MS provides a holistic, personalized approach** that empowers families to navigate the hearing journey with confidence and support.
  - **Early intervention** and **strong family networks** are crucial for long-term success.
  - **Tailoring the model** to fit the unique needs of different states can improve outcomes for children who are deaf or hard of hearing.
- 
- 



# Q&A & Discussion



Thank You!

Stacy Callender, NCSP

601-576-8109

[Stacy.Callender@msdh.ms.gov](mailto:Stacy.Callender@msdh.ms.gov)

Ashten C. Yost, EdD, CED, LSLS  
Cert. AVEEd

769-209-5121

[Ashten.Yost@msdh.ms.gov](mailto:Ashten.Yost@msdh.ms.gov)