



Meeting Family Needs In the First
Months After Identification of
Hearing Loss:
First LSL Lessons for Early
Intervention

Meeting Family Needs in the First Months After Hearing Loss Identification: First LSL Lessons for Early Intervention

EHDI Conference
Pittsburgh, PA

Teresa Caraway

Tamara Elder

Marge Edwards



Disclosures

- Teresa Caraway receives compensation from the Oberkotter Foundation as CEO
- Tamara Elder receives compensation from Hearing First as Director, Learning Programs
- Marge Edwards receives compensation from Hearing First as Programs Leader

Course Objectives

- Describe the adult learning model used in the First LSL Lessons
- List 3 foundational concepts outlined in the First LSL Lessons
- Describe 3 ways families can benefit from the knowledge provided by an online sequence of lessons

Agenda

- Family Needs Overview
- Family Learners in 2025
- Goals of 1st LSL Lessons
- Overview of 1st LSL Lessons
- Explore Lessons Together
- Q&A



Oberkötter
Foundation



HEARING FIRST
Powering Potential

Families of Children Who are D/HH Today

- 90+ percent of children identified with hearing loss are born to hearing parents
- Every family is unique
 - Language/s spoken or used in the home
 - Learning style
 - Social Determinates of Health
- Variable access to pediatric audiology and EI services



What Do Families Want?



Understanding Why early identification and early intervention matter



Hope for their child's future



Empowered with the knowledge and skills to support their child


- Steps following their child's identification of hearing loss
- How to understand their child's diagnosis
- How to use and maintain their child's hearing technology
- What to do now to support listening, language, and literacy development

How Are Families Learning in 2025?

- Families are online, particularly mobile devices
- Families are busy – work, parenting, commuting, appointments
- They want information they can consume in **smaller, snackable, bites**
- They want to know **what** to do, they want to apply it **now**, and they want to know **what's next**



An Adult Learning Model



Jarche, 2014

Getting Started

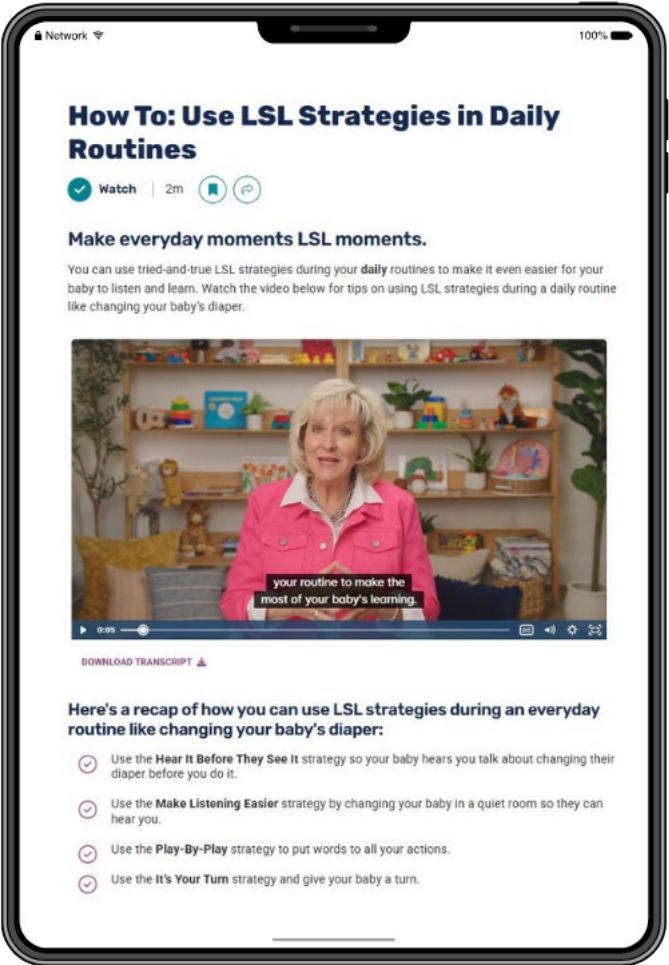
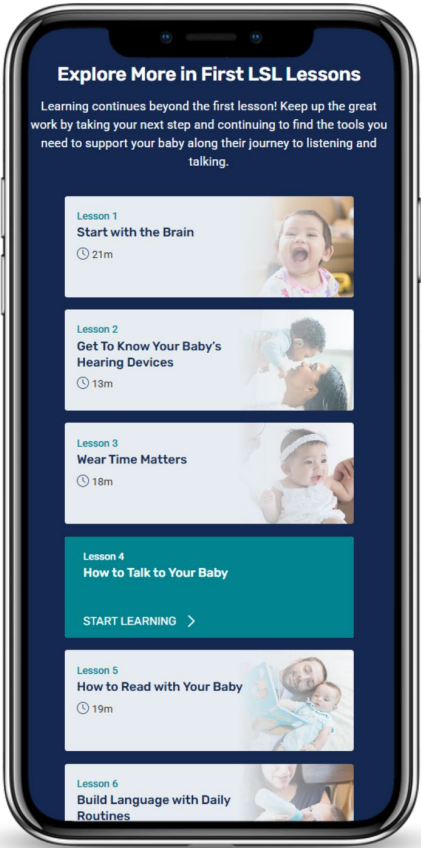
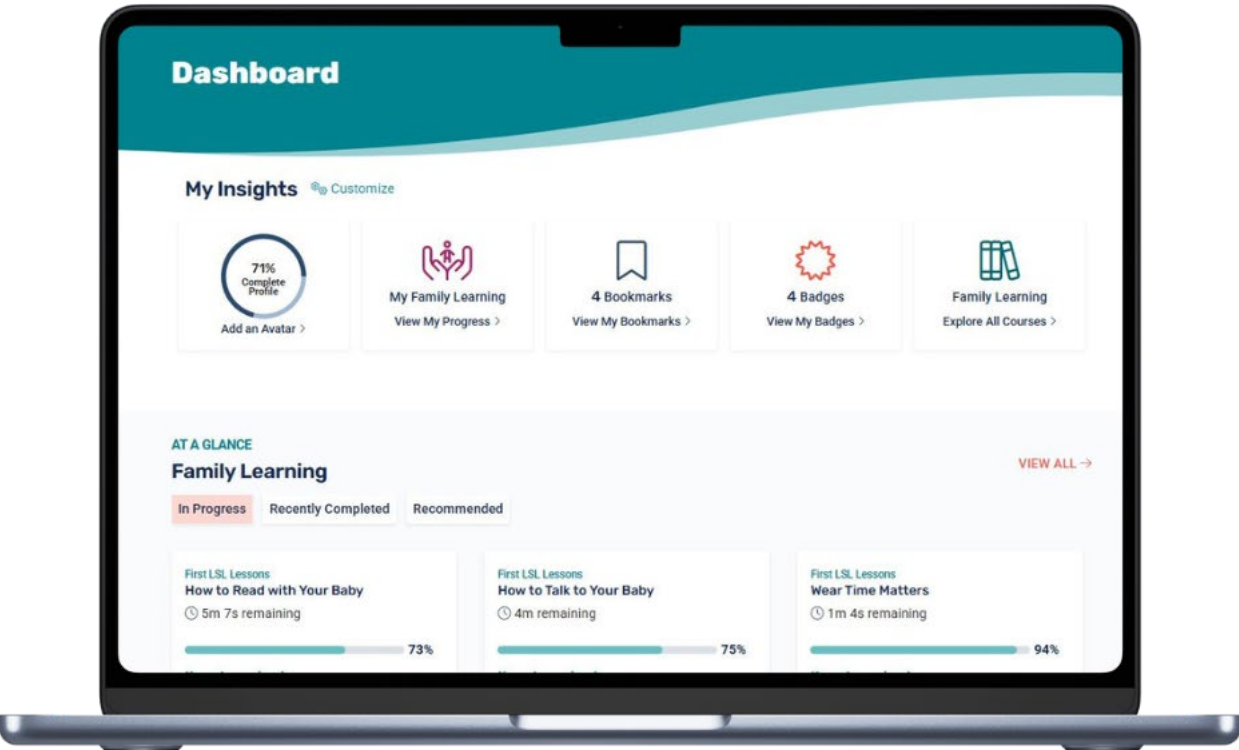
First LSL Lessons

Supporting Families in the First Weeks and Months

Goals of First LSL Lessons

- **Empower** families with the right information at the right time to get them started on their journey to support their baby toward listening, spoken language and literacy development
- **Equip** families and caregivers with up-to-date, evidence-based, learning content to help them support their baby during the first weeks and months
- **Provide** professionals with curated content to coach and guide families during the first weeks and months following their child's identification of hearing loss

Designed for Busy Families



Oberkottor
Foundation



HEARING FIRST
Powering Potential

A Professional Tool for Supporting Families

- **Empower** families as their child's best teacher
- **Equip** families with the right information at the right time
- **Support** families with key topics and sequential guidance early on their journey
- **Integrate** lesson content in early intervention coaching and guidance
- **Strengthen** parent-professional partnerships
 - Learning check points
 - Parent observation questions
 - Goal setting talking points

12 Key Topics

A comprehensive series of lessons designed to provide families with foundational knowledge and skills

Next Steps

Explore More in First LSL Lessons

Learning continues beyond the first lesson! Keep up the great work by taking your next step and continuing to find the tools you need to support your baby along their journey to listening and talking.

Lesson 1 Start with the Brain

🕒 21m



Lesson 2 Get To Know Your Baby's Hearing Devices

🕒 13m



Lesson 3 Wear Time Matters

🕒 18m




Lesson 4 How to Talk to Your Baby

🕒 16m



Lesson 5 How to Read with Your Baby

🕒 19m



Lesson 6 Build Language with Daily Routines

🕒 16m



Lesson 7 Build Language with Music

🕒 15m



Lesson 8 The Audiogram: What Your Baby Can Hear

🕒 18m



Lesson 9 LSL Strategies Part 1: How to Make Listening Easier

🕒 16m



Lesson 10 LSL Strategies Part 2: How to Point Out Sound

🕒 12m



Lesson 11 LSL Strategies Part 3: Hear It Before They See It

🕒 15m



Lesson 12 LSL Strategies Part 4: Play-By-Play

🕒 15m



Oberkottter
Foundation



HEARING FIRST
Powering Potential

What's Inside?

Let's Explore

A Quick Tour of Lesson Components



Oberkötter
Foundation



HEARING FIRST
Powering Potential

Getting Started



Easy Navigation & Tracking Progress




Bookmarking & Sharing



Continuous Learning



Personalized Dashboard



Lesson In Action!

Lesson 4

How to Talk to Your Baby

🕒 16m




Empowerment!

Why YOU Are the Best Person to Teach Your Baby to Listen and Talk

✓ Watch | 1m  

To begin, watch the video below.




[DOWNLOAD TRANSCRIPT](#) 

Outline

68%

Getting Started

-  Introduction 1m
- ✓ Why YOU Are the Best Person to Teach Your Baby to Listen and Talk 1m
- ✓ What You'll Take Away 1m
- ✓ Why Your Interactions with Your Baby Are So Important 2m
- ? Learning Checkpoint 1m

+ Practical Tips: How to Talk to Your Baby

+ Take Action

+ Next Steps

Hands On Techniques and Strategies



Strengthen Parent Observation Skills

What Do You Notice?

What you observe matters! Take note of what your baby is doing as you have conversations together and share it with your LSL interventionist and team.

- ✓ When you tune in to your baby first before you start a conversation, what do you notice?
- ✓ When you pause and wait during a conversation, what does your baby do to take a turn?
- ✓ Notice any sounds your baby makes during your conversations. They may try to imitate your pitch or speech pattern.
- ✓ If you whisper to your baby, what do you notice?

Reflection and Planning

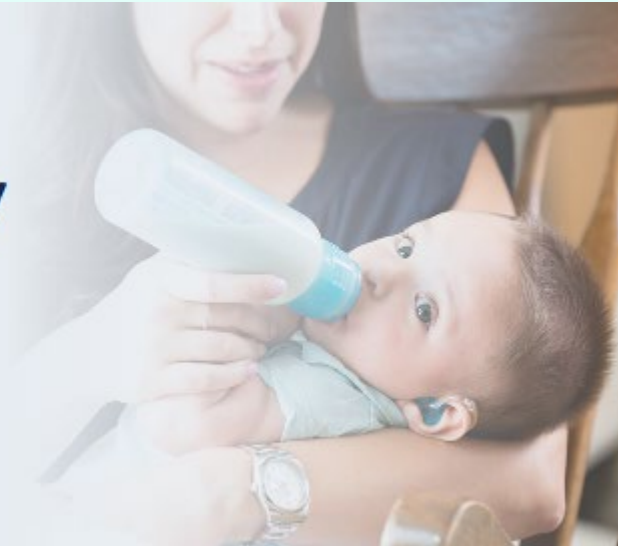


Lesson In Action!

Lesson 6

Build Language with Daily Routines

🕒 16m



Language in Daily Life

Your everyday routines are already in place, ready to help your little one learn to listen and talk!

In the early months after your baby gets their hearing devices, it can feel like there's a lot to learn. Many families want to know what they can do during the day to support their baby's listening and spoken language development.



YOU are your baby's first and most important teacher!

The things you're already doing – talking, reading, singing, and playing – are building your little learner's brain each moment. The best part? You don't need to make extra, separate time to talk, read, sing, and play with your baby. All this wonderful language building happens during the routines and everyday moments you already share with your little one!

Outline

100%

Getting Started

- ✓ Introduction 1m
- ✓ Why Are Routines Perfect for Building Your Baby's Brain? 1m
- ✓ What You'll Take Away 1m
- ✓ Why Are Routines the Best Place to Teach Your Baby to Listen and Talk? 1m
- ✓ Learning Checkpoint 1m

+ Practical Tips: How to Make the Most of Routines with Your Baby

+ Take Action

+ Next Steps

Discovering Opportunities

How To: Support Your Baby's Listening and Talking Skills in Routines

✓ Read | 1m  

Your baby's routines are filled with rich language opportunities.

Each family has their own unique rhythms and routines. And each interaction you have with your baby is part of their routine.

Most daily routines fit into three categories:

- 1 Daily routines** like putting on your baby's hearing aids, feeding, reading, and getting them dressed
- 2 Play routines** like singing songs, playing with favorite toys, and peek-a-boo
- 3 Social routines** like going to the store, meeting friends, and visiting family

Each routine offers limitless opportunities to talk with your baby and grow their brain for listening and language.

Outline

100%

+ Getting Started


— Practical Tips: How to Make the Most of Routines with Your Baby

- ✓ How To: Support Your Baby's Listening and Talking Skills in Routines 1m
- ✓ How To: Use LSL Strategies in Daily Routines 2m
- ✓ How To: Use LSL Strategies in Play Routines 2m
- ✓ How To: Use LSL Strategies in Social Routines 2m
- ✓ Learning Checkpoint 1m

+ Take Action

+ Next Steps

Interactive Resources



Questions?




Oberkotter
Foundation



HEARING FIRST
Powering Potential

Where to Find the First LSL Lessons



YOUR VIRTUAL GOODY BAG AWAITS!



Visit
HearingFirst.org/EHDI



Oberkottor
Foundation



HEARING FIRST
Powering Potential

Scan the QR Code
to Download
NAME OF RESOURCE
and Discover More
from Hearing First and
Oberkotter Foundation!



Visit HearingFirst.org/EHDI